2 Digit 8.4 mm (.3”) Series

Conventional Part No.	Global Prat No.	Lighting Color
LN523YAMY	LNM423AP01	Amber
LN523YKMY	LNM423KP01	Amber

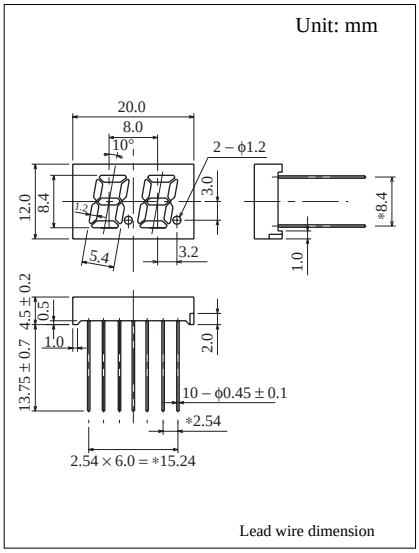

Terminal Connection

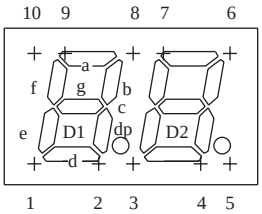

Pin No.	Assignment	Assignment
1	Cathode c	Anode c
2	Cathode dp	Anode dp
3	Common Anode D2	Common Cathode D2
4	Cathode e	Anode e
5	Cathode d	Anode d
6	Cathode f	Anode f
7	Cathode g	Anode g
8	Common Anode D1	Common Cathode D1
9	Cathode b	Anode b
10	Cathode a	Anode a

■ Absolute Maximum Ratings (T_a = 25°C)

Lighting Color	P_D(mW)	I_F(mA)	I_{FP}(mA)*	V_R(V)	T_{opr}(°C)	T_{stg}(°C)
Amber	32	11	60	5	–25 ~ +80	–30 ~ +85

★I_{FP}の条件は, duty 10%, Pulse width 1 msec. The condition of I_{FP} is duty 10%, Pulse width 1 msec

■ Electro–Optical Characteristics (T_a = 25°C)
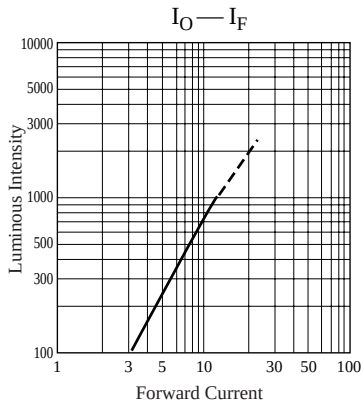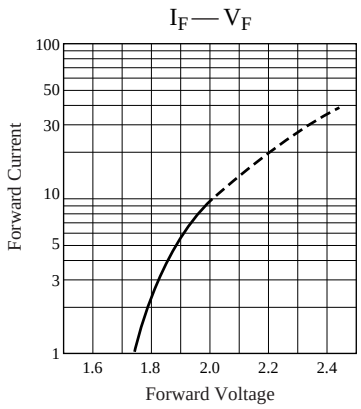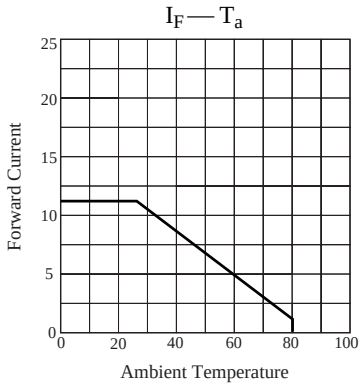
Conventional Part No.	Lighting Color	Common	I_O / seg		I_O /d.p		V_F		λ_P	$\Delta\lambda$		I_R	
			Typ	Min	Typ	I_F	Typ	Max	Typ	Typ	I_F	Max	V_R
LN523YAMY	Amber	Anode	800	300	300	10	2.0	2.8	590	30	10	10	5
LN523YKMY	Amber	Cathode	800	300	300	10	2.0	2.8	590	30	10	10	5
Unit	—	—	µcd	µcd	µcd	mA	V	V	nm	nm	mA	µA	V