

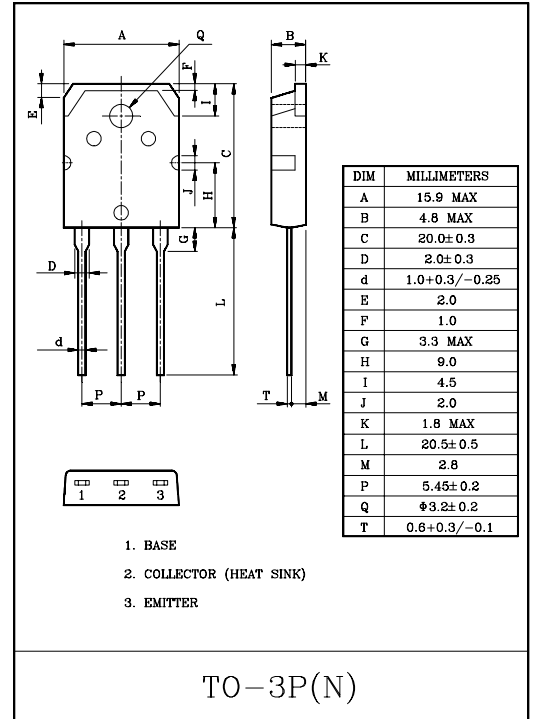
HIGH POWER AMPLIFIER
DARLINGTON TRANSISTOR.

FEATURES

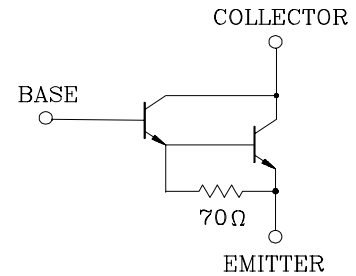
- Complementary to KTB2510.
- Recommended for 60W Audio Amplifier Output Stage.

MAXIMUM RATINGS (Ta=25°C)

CHARACTERISTIC	SYMBOL	RATING	UNIT
Collector-Base Voltage	V_{CBO}	160	V
Collector-Emitter Voltage	V_{CEO}	150	V
Emitter-Base Voltage	V_{EBO}	5	V
Collector Current	I_C	10	A
Base Current	I_B	1	A
Collector Power Dissipation (Tc=25°C)	P_C	100	W
Junction Temperature	T_j	150	°C
Storage Temperature Range	T_{stg}	-55~150	°C

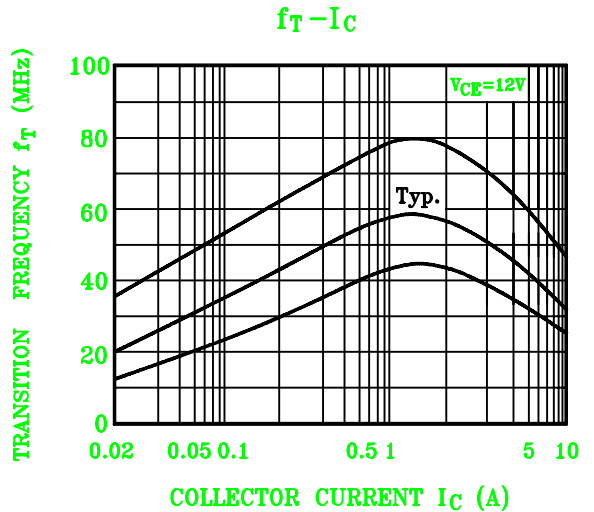
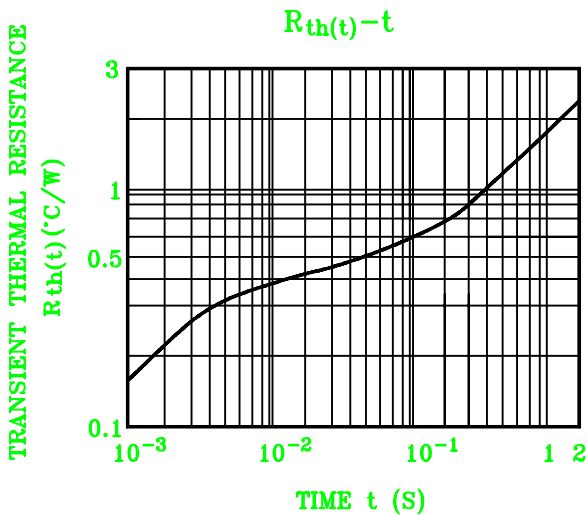
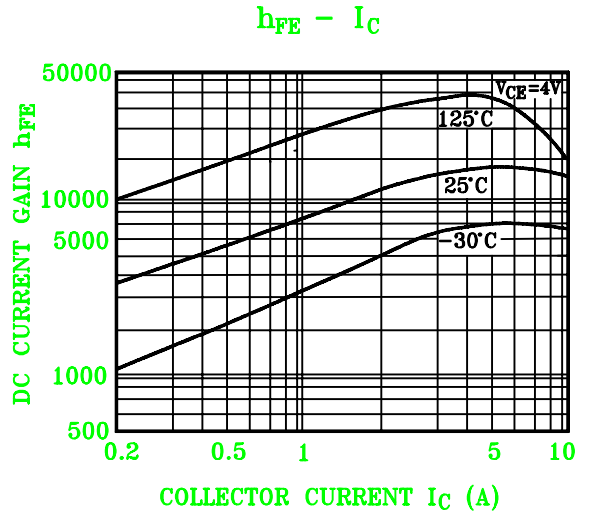
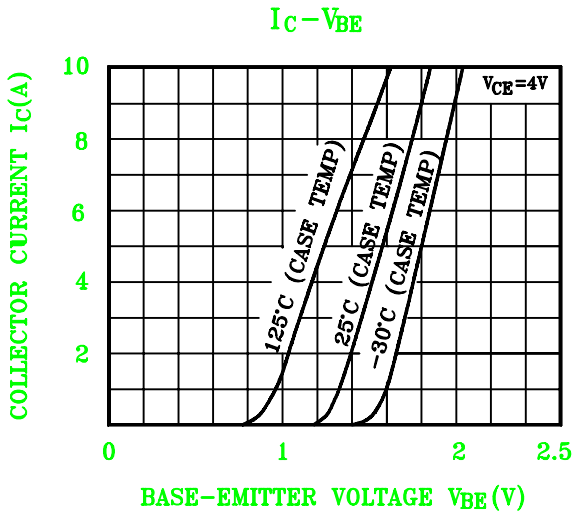
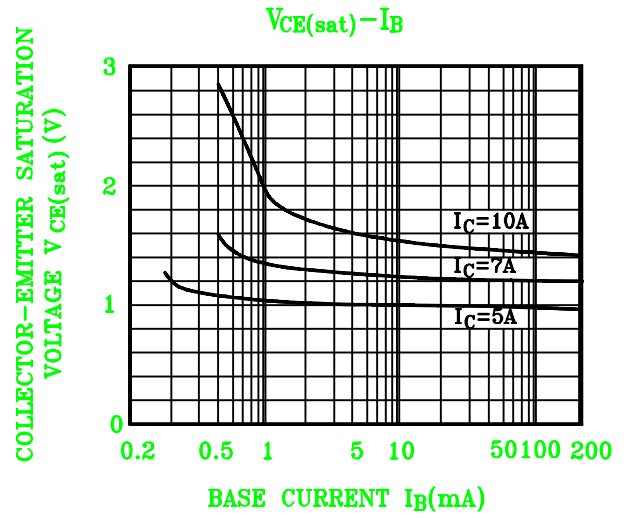
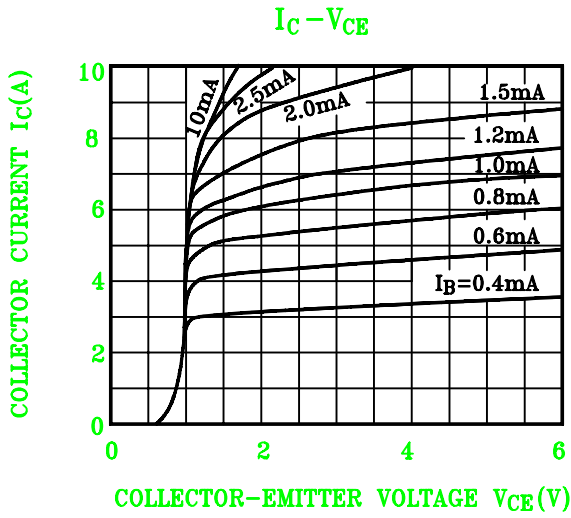


EQUIVALENT CIRCUIT



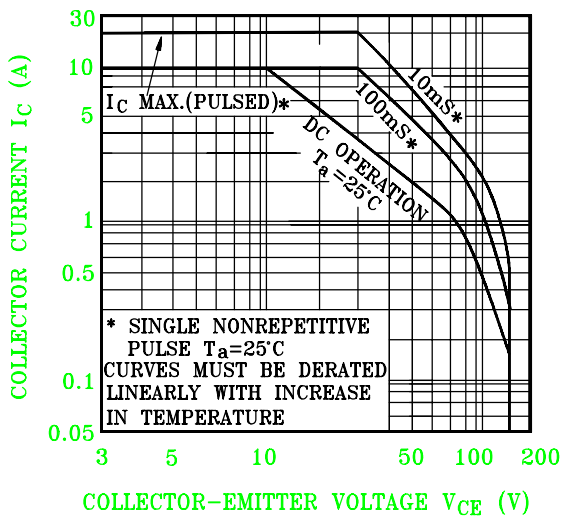
ELECTRICAL CHARACTERISTICS (Ta=25°C)

CHARACTERISTIC	SYMBOL	TEST CONDITION	MIN.	TYP.	MAX.	UNIT
Collector Cut-off Current	I_{CBO}	$V_{CB}=160V$	-	-	100	μA
Emitter Cut-off Current	I_{EBO}	$V_{EB}=5V$	-	-	100	μA
Collector-Emitter Breakdown Voltage	$V_{(BR)CEO}$	$I_C=30mA$	150	-	-	V
DC Current Gain	h_{FE}	$V_{CE}=4V, I_C=7A$	5000	-	-	
Collector-Emitter Saturation Voltage	$V_{CE(sat)}$	$I_C=7A, I_B=7mA$	-	-	2.5	V
Base-Emitter Saturation Voltage	$V_{BE(sat)}$	$I_C=7A, I_B=7mA$	-	-	3.0	V
Transition Frequency	f_T	$V_{CE}=12V, I_C=2A$	-	50	-	MHz
Collector Output Capacitance	C_{ob}	$V_{CB}=10V, f=1MHz$	-	230	-	pF



KTD1510

SAFE OPERATING AREA



$P_C - T_a$

