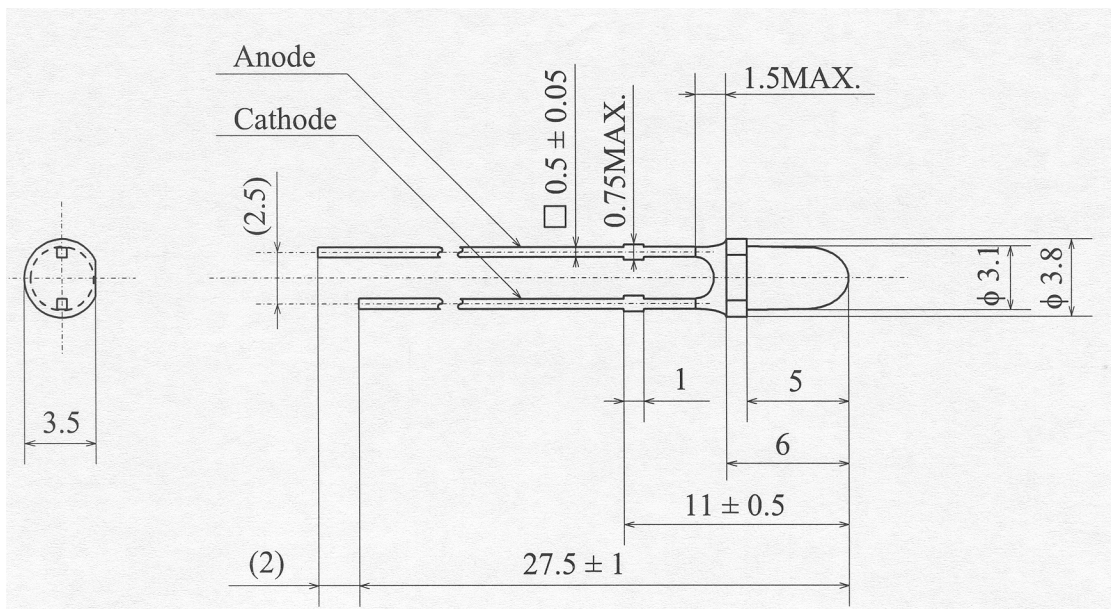


# GHB-3M15-G



## 1. SPECIFICATIONS

### (1) Absolute Maximum Ratings

(Ta=25°C)

Item	Symbol	Absolute Maximum Rating	Unit
Forward Current	IF	30	mA
Pulse Forward Current	IFP	100	mA
Reverse Voltage	VR	5	V
Power Dissipation	PD	120	mW
Operating Temperature	Topr	-30 ~ + 85	°C
Storage Temperature	Tstg	-40 ~ +100	°C
Soldering Temperature	Tsld	265°C for 10sec.	

IFP Conditions : Pulse Width  $\leq$  10msec. and Duty  $\leq$  1/10

### (2) Initial Electrical/Optical Characteristics

(Ta=25°C)

Item	Symbol	Condition	Min.	Typ.	Max.	Unit	
Forward Voltage	VF	IF=20[mA]	-	3.5	4.0	V	
Reverse Current	IR	VR= 5[V]	-	-	50	$\mu$ A	
Luminous Intensity	Rank T	Iv	IF=20[mA]	9200	11000	13200	mcd
	Rank S	Iv	IF=20[mA]	6700	7800	9200	mcd
	Rank R	Iv	IF=20[mA]	4600	5500	6700	mcd

\* Measurement Uncertainty of the Luminous Intensity :  $\pm$  10%

#### Color Ranks

(IF=20mA, Ta=25°C)

		Rank G			
x		0.14	0.14	0.22	0.22
y		0.64	0.74	0.74	0.64

		Rank H			
x		0.21	0.21	0.28	0.28
y		0.65	0.73	0.73	0.65

\* Measurement Uncertainty of the Color Coordinates :  $\pm$  0.01

\* One delivery will include up to two color ranks and three luminous intensity ranks of the products.

The quantity-ratio of the ranks is decided by Nichia.

## 2. TYPICAL INITIAL OPTICAL/ELECTRICAL CHARACTERISTICS

Please refer to figure's page.

## 3. OUTLINE DIMENSIONS AND MATERIALS

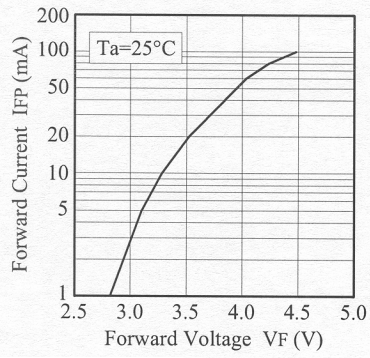
Please refer to figure's page.

Material as follows ;

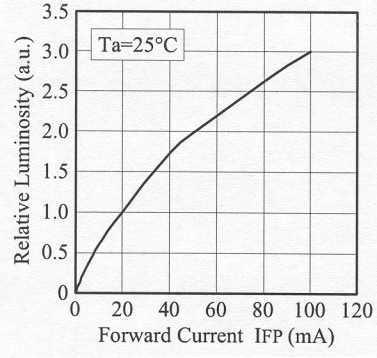
Resin(Mold) : Epoxy Resin

Leadframe : Ag plating Copper Alloy

■ Forward Voltage vs. Forward Current



■ Forward Current vs. Relative Luminosity



■ Spectrum

