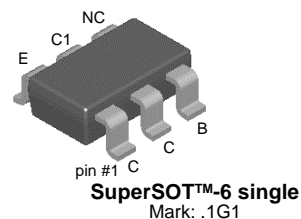


FMBSA06

NPN General Purpose Amplifier

- This device is designed for general purpose amplifier applications at collector currents to 300 mA.
- Sourced from Process 12.



Absolute Maximum Ratings* $T_a=25^\circ\text{C}$ unless otherwise noted

Symbol	Parameter	Value	Units
V_{CEO}	Collector-Emitter Voltage	80	V
V_{CBO}	Collector-Base Voltage	80	V
V_{EBO}	Emitter-Base Voltage	4.0	V
I_C	Collector Current - Continuous	500	mA
T_J, T_{STG}	Operating and Storage Junction Temperature Range	- 55 ~ 150	$^\circ\text{C}$

* These ratings are limiting values above which the serviceability of any semiconductor device may be impaired.

NOTES:

1. These ratings are based on a maximum junction temperature of 150 degrees C.
2. These are steady state limits. The factory should be consulted on applications involving pulsed or low duty cycle operations.

Electrical Characteristics $T_a=25^\circ\text{C}$ unless otherwise noted

Symbol	Parameter	Test Condition	Min.	Max.	Units
Off Characteristics					
$V_{(BR)CEO}$	Collector-Emitter Sustaining Voltage *	$I_C = 1.0\text{mA}, I_B = 0$	80		V
$V_{(BR)EBO}$	Emitter-Base Breakdown Voltage	$I_E = 100\mu\text{A}, I_C = 0$	4.0		V
I_{CEO}	Collector Cut-off Current	$V_{CE} = 60\text{V}, I_B = 0$		0.1	μA
I_{CBO}	Collector Cut-off Current	$V_{CB} = 80\text{V}, I_E = 0$		0.1	μA
On Characteristics					
h_{FE}	DC Current Gain	$I_C = 10\text{mA}, V_{CE} = 1.0\text{V}$ $I_C = 100\text{mA}, V_{CE} = 1.0\text{V}$	100 100		
$V_{CE(sat)}$	Collector-Emitter Saturation Voltage	$I_C = 100\text{mA}, I_B = 10\text{mA}$		0.25	V
$V_{BE(on)}$	Base-Emitter On Voltage	$I_C = 10\text{mA}, V_{CE} = 1.0\text{V}$		1.2	V
Small Signal Characteristics					
f_T	Current Gain Bandwidth Product	$I_C = 10\text{mA}, V_{CE} = 2.0\text{V}, f = 100\text{MHz}$	100		MHz

* Pulse Test: Pulse Width $\leq 300\mu\text{s}$, Duty Cycle $\leq 2.0\%$

Thermal Characteristics $T_a=25^\circ\text{C}$ unless otherwise noted

Symbol	Parameter	Max.	Units
P_D	Total Device Dissipation *	700	mW
$R_{\theta JA}$	Thermal Resistance, Junction to Ambient, total	180	$^\circ\text{C/W}$

* Device mounted on a 1 in 2 pad of 2 oz copper.

Typical Characteristics

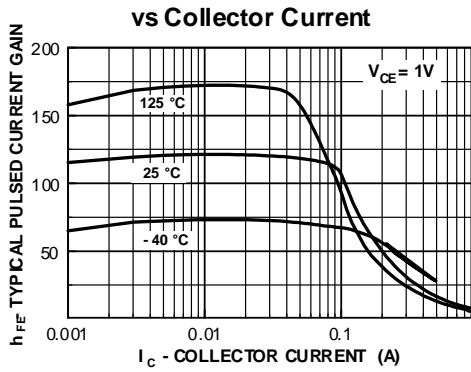


Figure 1. Typical Pulsed Current Gain vs Collector Current

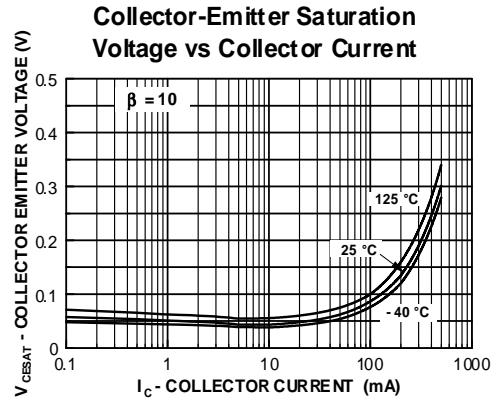


Figure 2. Collector-Emitter Saturation Voltage vs Collector Current

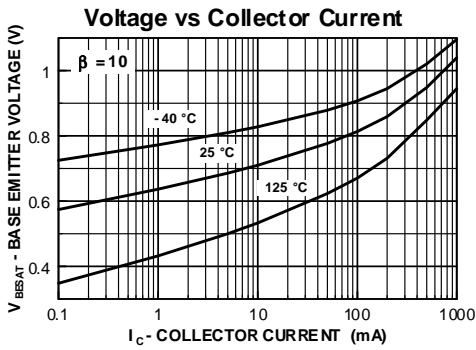


Figure 3. Base-Emitter Saturation Voltage vs Collector Current

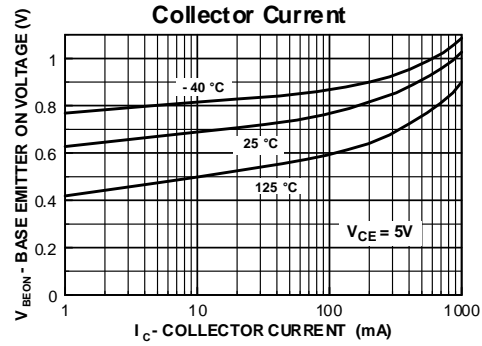


Figure 4. Base-Emitter On Voltage vs Collector Current

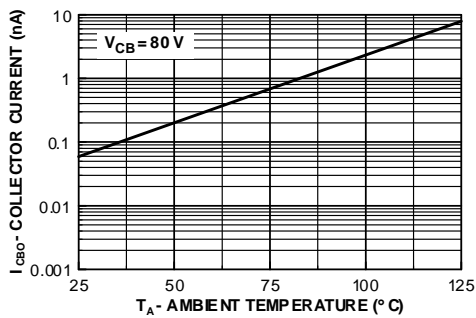


Figure 5. Collector Cutoff Current vs Ambient Temperature

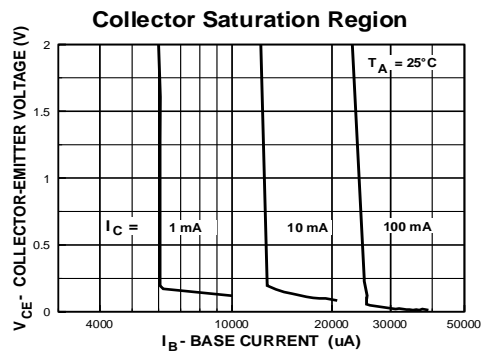


Figure 6. Collector Saturation Region

Typical Characteristics (Continued)

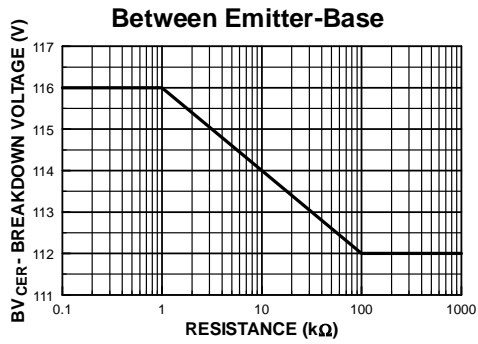


Figure 7. Collector-Emitter Breakdown Voltage with Resistance Between Emitter-Base

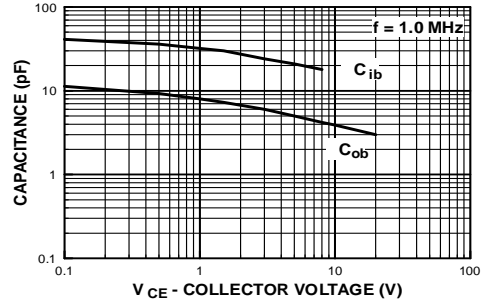


Figure 8. Input and Output Capacitance vs Reverse Voltage

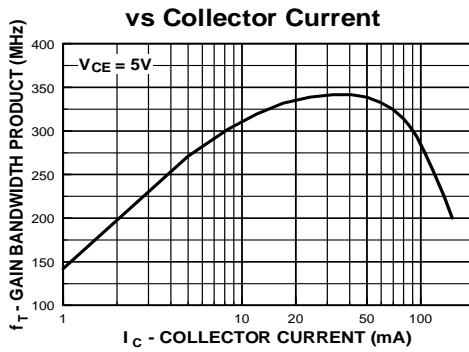
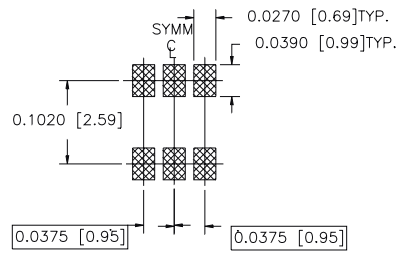
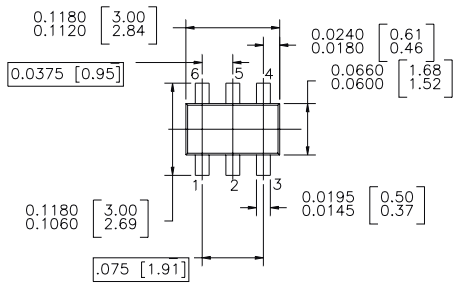


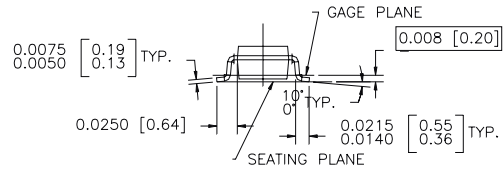
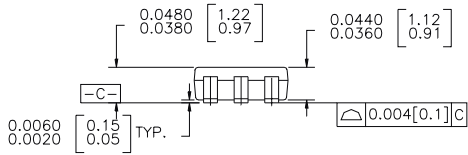
Figure 9. Gain Bandwidth Product vs Collector Current

Package Dimensions

SuperSOT™-6



CONTROLLING DIMENSION IS INCH
VALUES IN [] ARE MILLIMETERS



NOTES : UNLESS OTHERWISE SPECIFIED

- 1.0 STANDARD LEAD FINISH : 150 MICROINCHES 93.81 MICROMETERS)
MINIMUM TIN / LEAD (SOLDER) ON COPPER.
- 2.0 NO JEDEC REGISTRATION AS OF JULY 1996

SUPER SOT 6 LEADS

Dimensions in Millimeters

TRADEMARKS

The following are registered and unregistered trademarks Fairchild Semiconductor owns or is authorized to use and is not intended to be an exhaustive list of all such trademarks.

ACE _x TM	FAST [®]	ISOPLANAR TM	Power247 TM	Stealth TM
ActiveArray TM	FAST _r TM	LittleFET TM	PowerEdge TM	SuperFET TM
Bottomless TM	FPS TM	MICROCOUPLER TM	PowerSaver TM	SuperSOT TM -3
CoolFET TM	FRFET TM	MicroFET TM	PowerTrench [®]	SuperSOT TM -6
CROSSVOLT TM	GlobalOptoisolator TM	MicroPak TM	QFET [®]	SuperSOT TM -8
DO _M E TM	GTO TM	MICROWIRE TM	Q _S TM	SyncFET TM
EcoSPARK TM	HiSeC TM	MSX TM	QT Optoelectronics TM	TinyLogic [®]
E ² CMOS TM	I ² C TM	MSXPro TM	Quiet Series TM	TINYOPTO TM
EnSigna TM	<i>i-Lo</i> TM	OCX TM	RapidConfigure TM	TruTranslation TM
FACT TM	ImpliedDisconnect TM	OCXPro TM	RapidConnect TM	UHC TM
FACT Quiet Series TM		OPTOLOGIC [®]	μSerDes TM	UltraFET [®]
Across the board. Around the world. TM		OPTOPLANAR TM	SILENT SWITCHER [®]	VCX TM
The Power Franchise [®]		PACMAN TM	SMART START TM	
Programmable Active Droop TM		POP TM	SPM TM	

DISCLAIMER

FAIRCHILD SEMICONDUCTOR RESERVES THE RIGHT TO MAKE CHANGES WITHOUT FURTHER NOTICE TO ANY PRODUCTS HEREIN TO IMPROVE RELIABILITY, FUNCTION OR DESIGN. FAIRCHILD DOES NOT ASSUME ANY LIABILITY ARISING OUT OF THE APPLICATION OR USE OF ANY PRODUCT OR CIRCUIT DESCRIBED HEREIN; NEITHER DOES IT CONVEY ANY LICENSE UNDER ITS PATENT RIGHTS, NOR THE RIGHTS OF OTHERS.

LIFE SUPPORT POLICY

FAIRCHILD'S PRODUCTS ARE NOT AUTHORIZED FOR USE AS CRITICAL COMPONENTS IN LIFE SUPPORT DEVICES OR SYSTEMS WITHOUT THE EXPRESS WRITTEN APPROVAL OF FAIRCHILD SEMICONDUCTOR CORPORATION.

As used herein:

1. Life support devices or systems are devices or systems which, (a) are intended for surgical implant into the body, or (b) support or sustain life, or (c) whose failure to perform when properly used in accordance with instructions for use provided in the labeling, can be reasonably expected to result in significant injury to the user.
2. A critical component is any component of a life support device or system whose failure to perform can be reasonably expected to cause the failure of the life support device or system, or to affect its safety or effectiveness.

PRODUCT STATUS DEFINITIONS

Definition of Terms

Datasheet Identification	Product Status	Definition
Advance Information	Formative or In Design	This datasheet contains the design specifications for product development. Specifications may change in any manner without notice.
Preliminary	First Production	This datasheet contains preliminary data, and supplementary data will be published at a later date. Fairchild Semiconductor reserves the right to make changes at any time without notice in order to improve design.
No Identification Needed	Full Production	This datasheet contains final specifications. Fairchild Semiconductor reserves the right to make changes at any time without notice in order to improve design.
Obsolete	Not In Production	This datasheet contains specifications on a product that has been discontinued by Fairchild semiconductor. The datasheet is printed for reference information only.