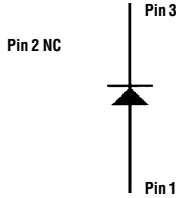
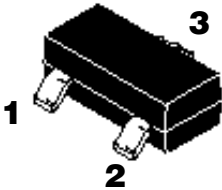
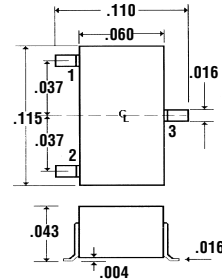


FMBB914

Description



Mechanical Dimensions

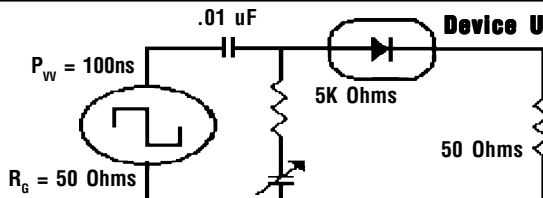


Features

- PLANAR PROCESS
- 200 mW POWER DISSIPATION

- INDUSTRY STANDARD SOT-23 PACKAGE
- MEETS UL SPECIFICATION 94V-0

	FMBB914	Units
Maximum Ratings		
Peak Reverse Voltage... V_{RM}	80	Volts
RMS Reverse Voltage... $V_{R(rms)}$	80	Volts
Average Forward Rectified Current... I_0	100	mAmps
Non-Repetitive Peak Forward Surge Current... I_{FSM}	4.0	Amps
Power Dissipation... P_D	200	mW
Operating Temperature Range... T_J	-25 to 85	°C
Storage Temperature Range... T_{STRG}	-55 to 125	°C
Electrical Characteristics		
Maximum Forward Voltage... V_F @ $I_F = 100$ mA	1.2	Volts
Maximum DC Reverse Current... I_R @ $V_R = 70V$	0.1	μAmps
Maximum Frequency... f	100	MHz
Maximum Diode Capacitance... C_D	3.5	pF
Maximum Reverse Recovery Time... t_{RR}	4.0	ns



Device Under Test

