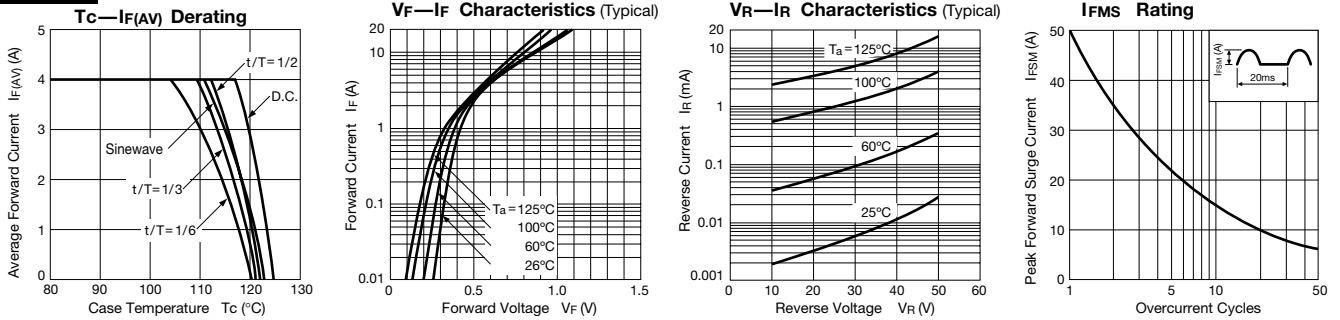


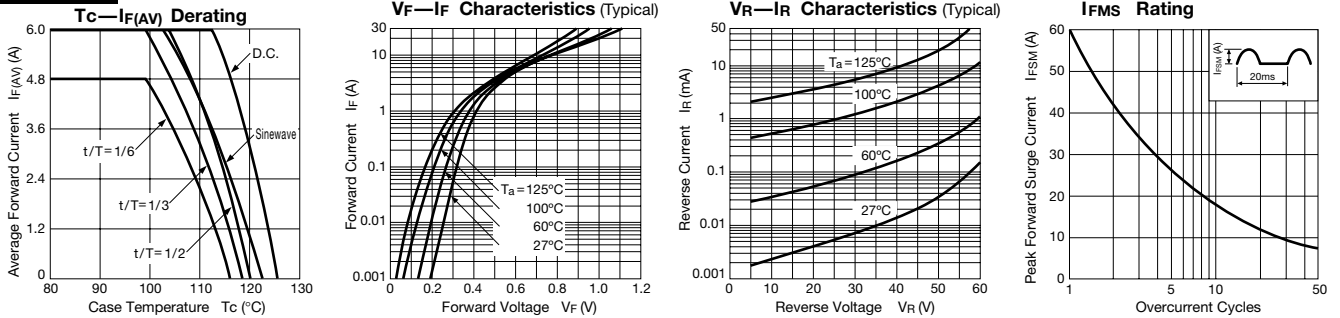
Schottky Barrier Diodes 40V

Type No.	Parameter	Absolute Maximum Ratings					Electrical Characteristics (Ta=25°C)					Others			
		V _{RM} (V)	I _{F(AV)} (A)	I _{FSM} (A)	T _J (°C)	T _{stg} (°C)	V _F (V)	I _R (mA)	I _R (H) (mA)	t _{rr} (ns)	R _{th(j-c)} (°C/W)	Mass (g)	Fig.		
														max per element	I _F (A)
FMB-24	40	4.0	50	-40 to +150	0.55	2.0	5.00	35	100	100/100	4.0	2.1	Ⓐ		
FMB-24M		6.0	60			3.0									
FMB-24L		10.0	75			5.0									
FMB-24H		15.0	100			7.5								7.50	50
FMB-34S		12.0	75			6.0								5.00	35
FMB-34		15.0	150			7.5								10.00	65
FMB-34M		30.0	300			15.0								20.00	100

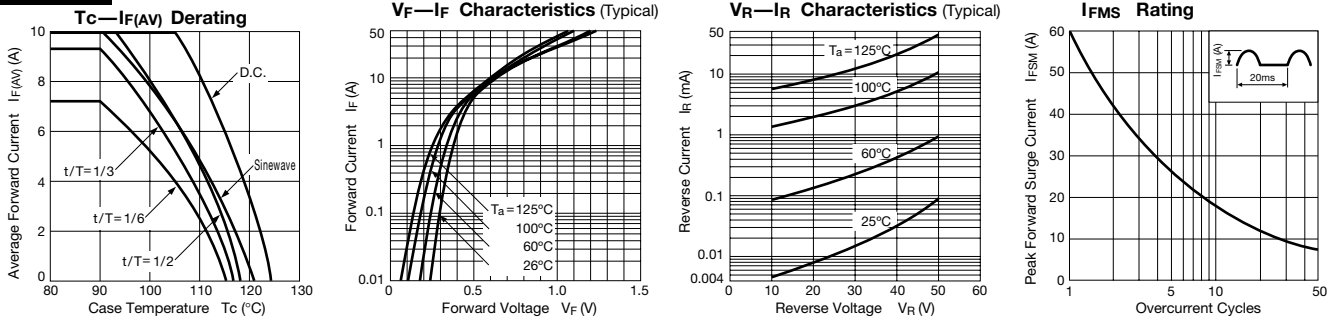
FMB-24



FMB-24M



FMB-24L



External Dimensions (Unit: mm) (Full-mold)

Flammability: UL94V-0 or Equivalent

Fig. Ⓐ

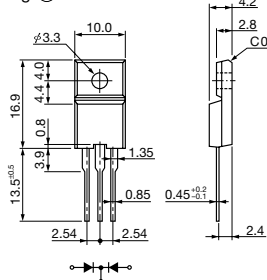
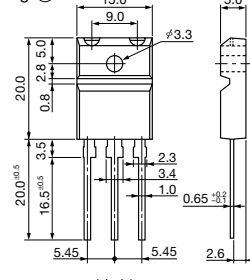
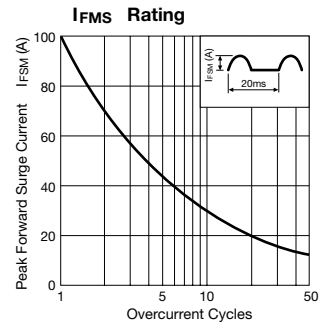
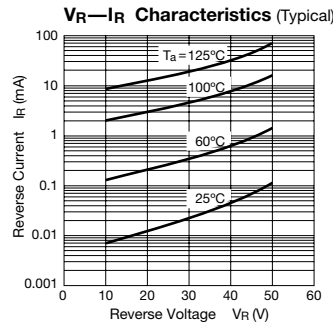
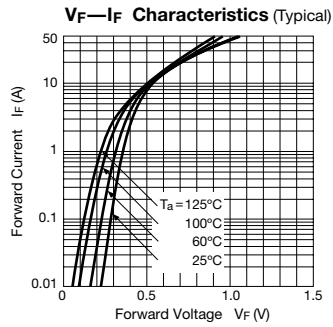
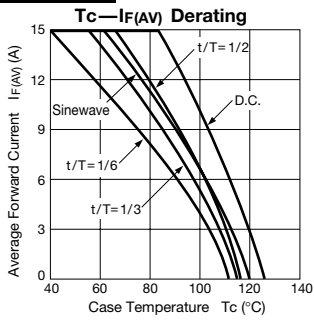
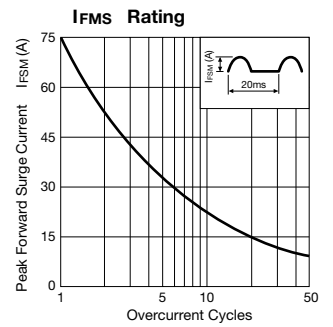
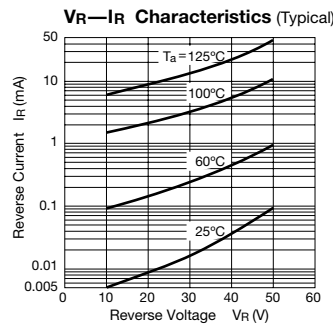
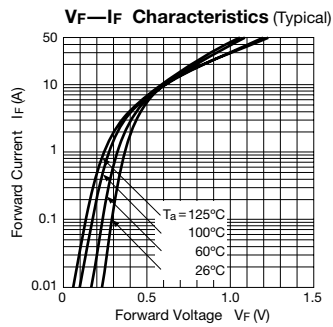
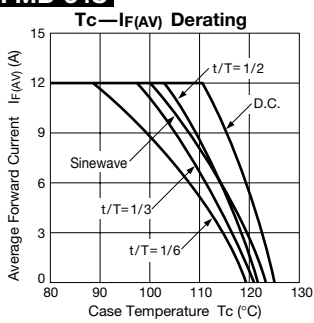
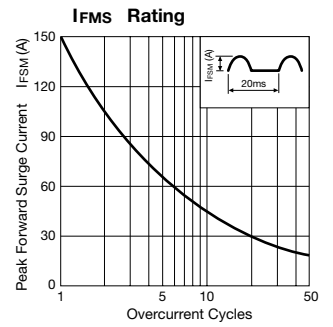
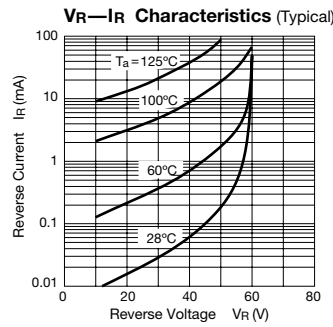
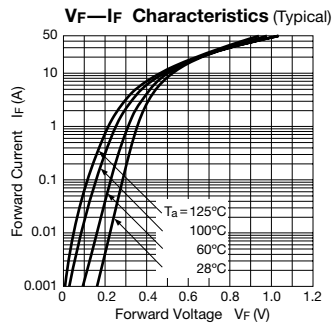
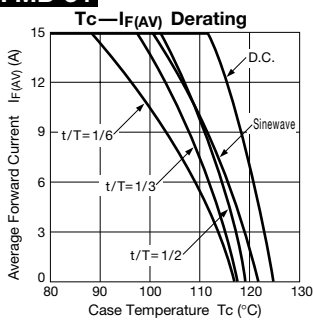


Fig. Ⓑ



FMB-24H**FMB-34S****FMB-34****FMB-34M**