

### 高速整流ダイオード

#### FAST RECOVERY DIODE

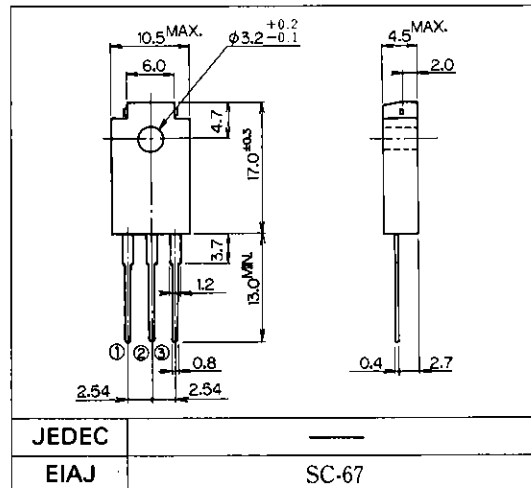
#### ■特長：Features

- 取り付け面が絶縁されたフルモールドタイプ  
Insulated package by fully molding.
- 逆回復波形がソフトなためノイズが低い  
Soft recovery, low noise.
- 高信頼性  
High reliability

#### ■用途：Applications

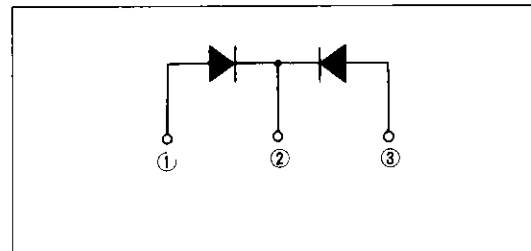
- 高速電力スイッチング  
High speed power switching.

#### ■外形寸法：Outline Drawings



#### ■電極接続

##### Connection Diagram



#### ■定格と特性：Maximum Ratings and Characteristics

##### ●絶対最大定格：Absolute Maximum Ratings

Items	Symbols	Conditions	Ratings	Units
			-02	
ピーク繰り返し逆電圧 Repetitive Peak Reverse Voltage	$V_{RRM}$		200	V
ピーク非繰り返し逆電圧 Non-Repetitive Peak Reverse Voltage	$V_{RSM}$		220	V
平均出力電流 Average Output Current	$I_o$	方形波, $duty = 1/2$ , $T_c = 100^\circ C$ Square wave	10*	A
サージ電流 Surge Current	$I_{FSM}$	正弦波 Sine wave 10ms 定格負荷状態より	50	A
接合温度 Operating Junction Temperature	$T_j$		-40 ~ +150	$^\circ C$
保存温度 Storage Temperature	$T_{stg}$		-40 ~ +150	$^\circ C$

\*センタータップ平均出力電流

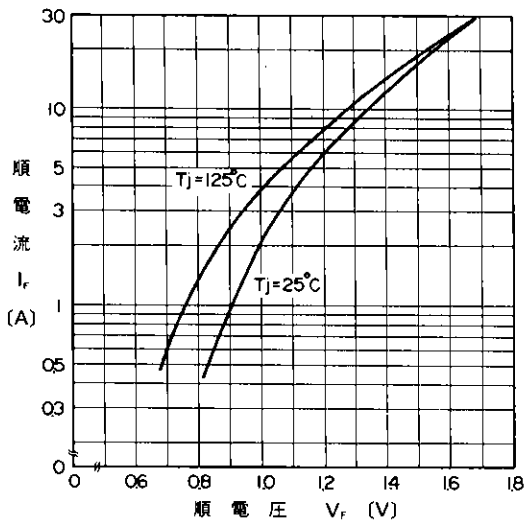
\* average forward current of centertap full wave connection

##### ●電気的特性(特に指定がない限り周囲温度 $T_a = 25^\circ C$ とする)

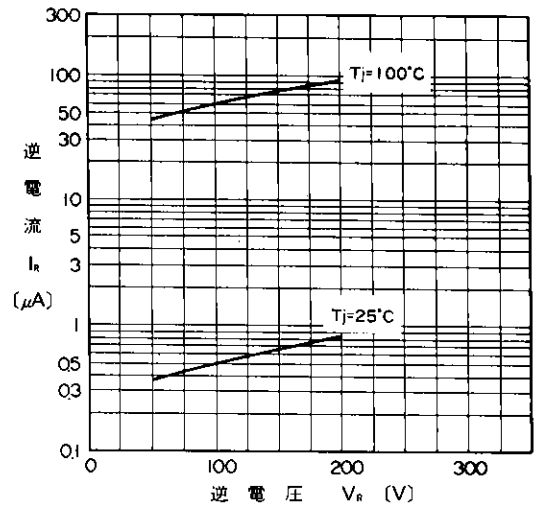
Electrical Characteristics ( $T_a = 25^\circ C$  Unless otherwise specified)

Items	Symbols	Conditions	Max.	Units
順電圧 Forward Voltage Drop	$V_{FM}$	$I_{FM} = 5A$	1.4	V
逆電流 Reverse Current	$I_{RRM}$	$V_R = V_{RRM}$	100	$\mu A$
逆回復時間 Reverse Recovery Time	$t_{rr}$	$I_F = 0.1A, I_R = 0.1A$	100	ns
		$I_F = 0.1A, I_R = 0.2A, I_{rec} = 0.05A$	45	
熱抵抗 Thermal Resistance	$R_{th(j-c)}$	接合・ケース間 平滑直流 junction to case	3.5	$^\circ C/W$

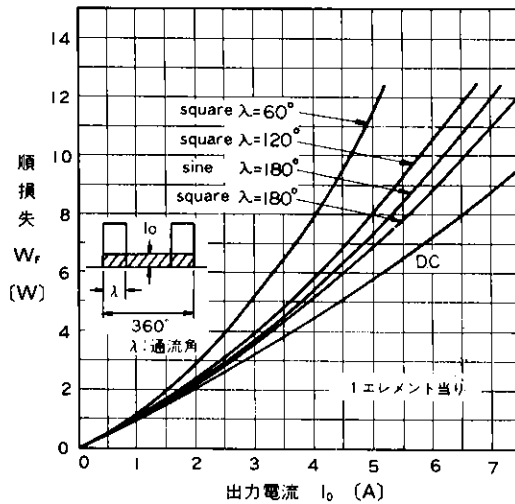
■特性曲線 : Characteristics



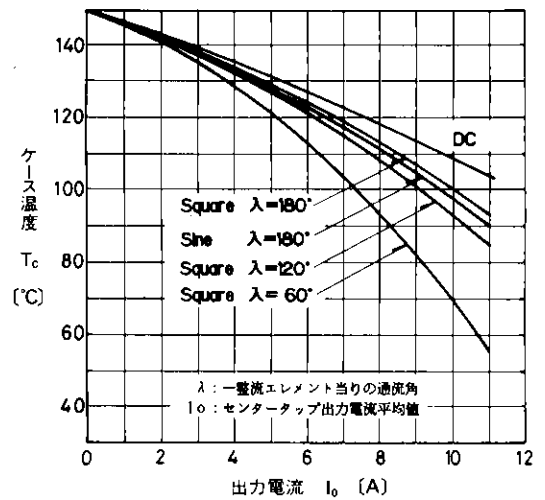
順特性 (代表特性)  
Forward Characteristics



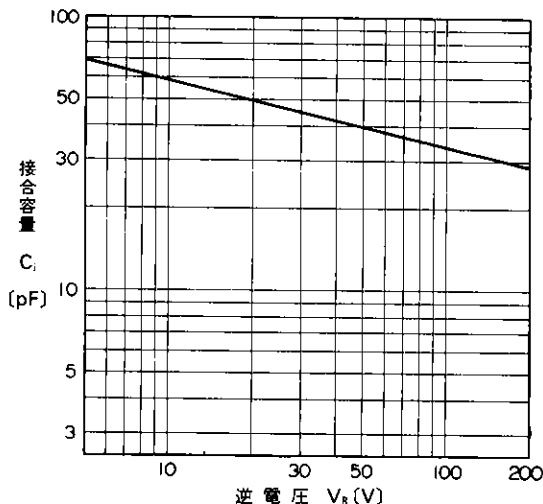
逆特性 (代表特性)  
Reverse Characteristics



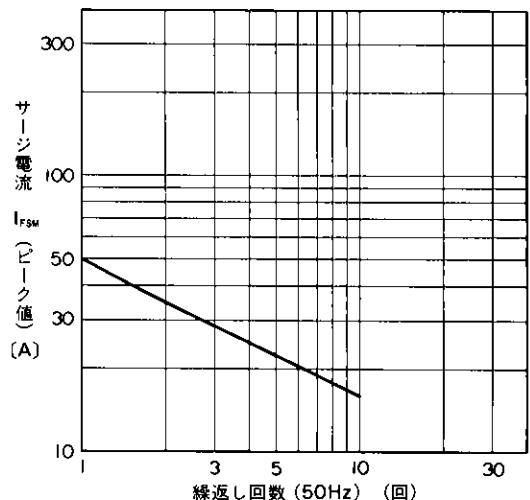
順損失特性 (代表特性)  
Forward Power Dissipation



出力電流-ケース温度特性  
Output Current-Case Temperature

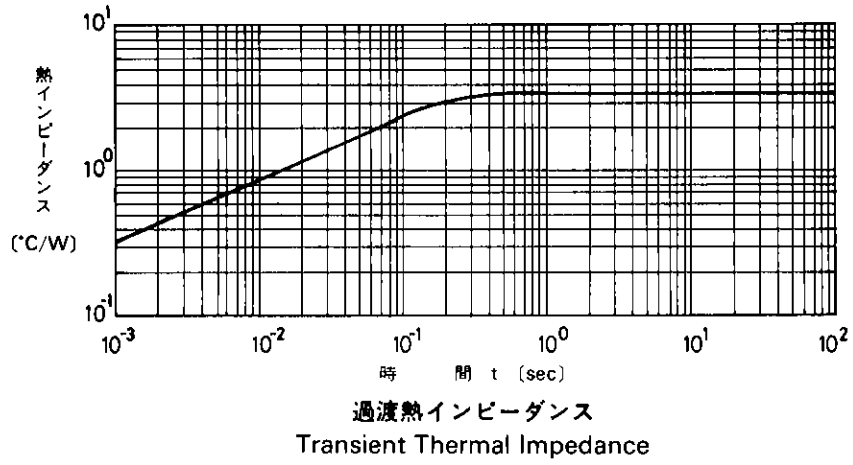


接合容量特性 (代表特性)  
Junction Capacitance



サージ電流耐量  
Surge Capability

A



For more information, contact:

**Collmer Semiconductor, Inc.**

P.O. Box 702708

Dallas, TX 75370

972-733-1700

972-381-9991 Fax

<http://www.collmer.com>