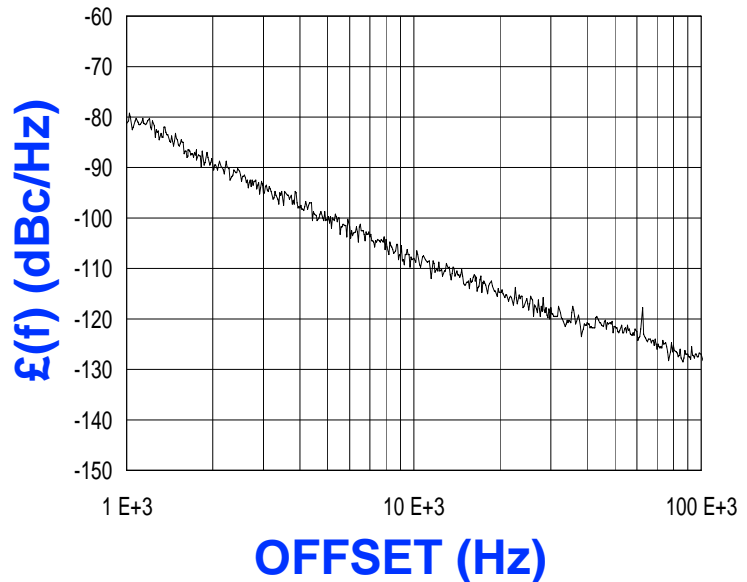


PHASE NOISE (1 Hz BW, typical)



FEATURES

- Frequency Range: 5990 - 6010 MHz
- Tuning Voltage: 0.5 - 4.5 Vdc
- VCO-24H - Style Package

APPLICATIONS

- Microwave Radios
- Satellite Communications
- Direct Broadcast

PERFORMANCE SPECIFICATIONS

	VALUE	UNITS
Oscillation Frequency Range	5990 - 6010	MHz
Phase Noise @ 10 kHz offset (1 Hz BW, typ.)	-108	dBc/Hz
Harmonic Suppression (2nd, typ.)	-18	dBc
Tuning Voltage	0.5 - 4.5	Vdc
Tuning Sensitivity (avg.)	18	MHz/V
Power Output	4±2	dBm
Load Impedance	50	Ω
Input Capacitance (max.)	50	pF
Pushing	<2	MHz/V
Pulling (14 dB Return Loss, Any Phase)	<0.05	MHz
Operating Temperature Range	-40 to 85	°C
Package Style	VCO-24H	

POWER SUPPLY REQUIREMENTS

Supply Voltage (Vcc, nom.)	5	Vdc
Supply Current (Icc, typ.)	122	mA

All specifications are typical unless otherwise noted and subject to change without notice.

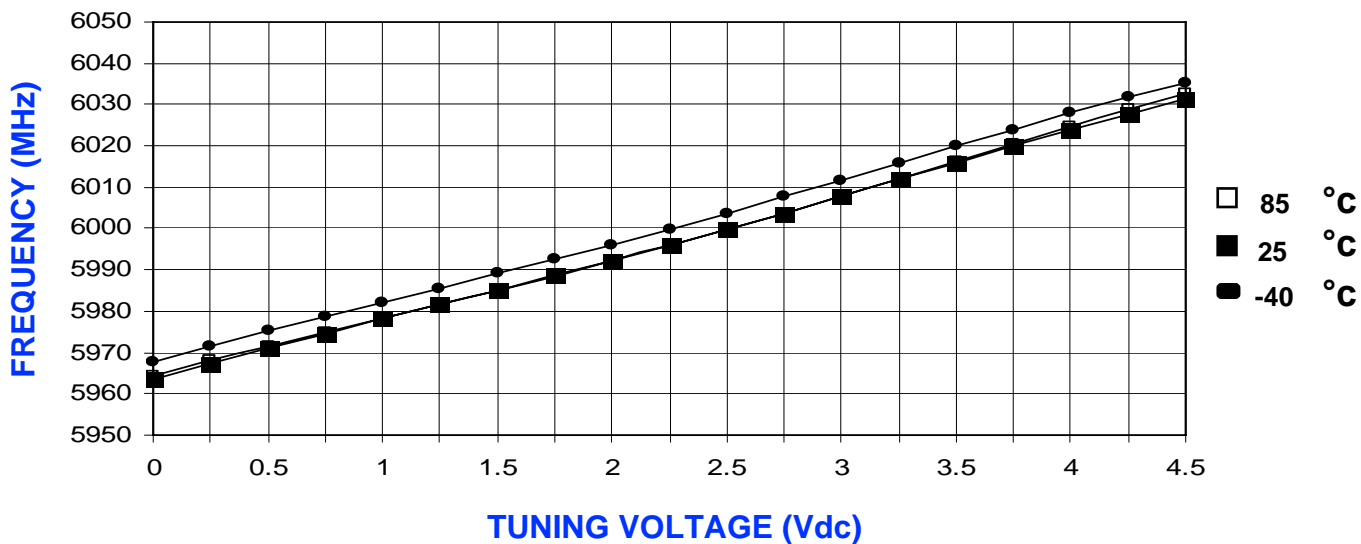
APPLICATION NOTES

- AN-100/1 : Mounting and Grounding of VCOs
- AN-102 : Proper Output Loading of VCOs
- AN-107 : How to Solder Z-COMM VCOs

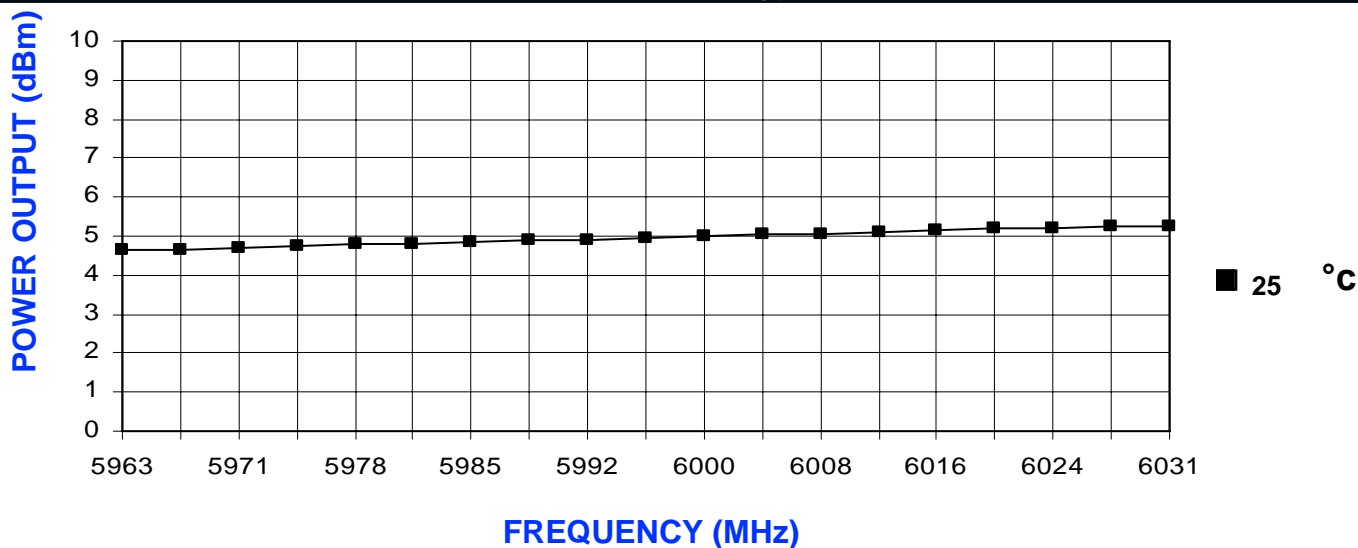
NOTES:

- **Fundamental Rejection (typ.): -40 dBc**
- **Phase Noise @ 100 kHz offset (1 Hz BW, typ.): -128 dBc/Hz**

TUNING CURVE, typ.



POWER CURVE, typ.



PHYSICAL DIMENSIONS

