



SAW Components

Data Sheet B3856





SAW Components

B3856

Vestigial Sideband Filter

45,75 MHz

Data Sheet

Standard

- M/N USA

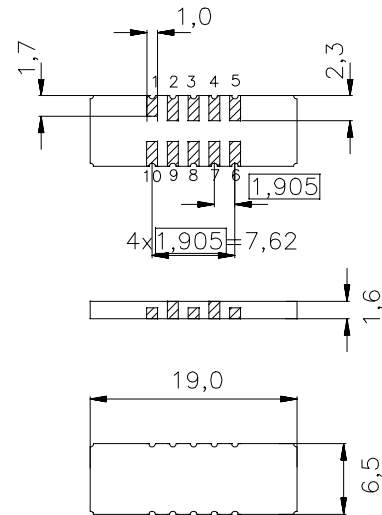
Features

- Vestigial sideband filter with sound
- Group delay predistortion
- Hermetically sealed ceramic package

Terminals

- Gold plated

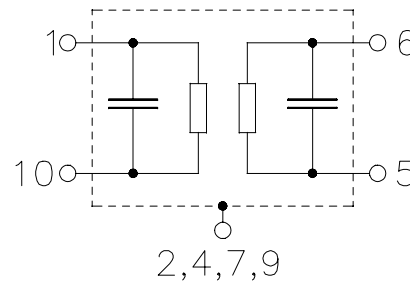
Ceramic package DCC18



Dimensions in mm, approx. weight 0,8 g

Pin configuration

- 1 Input
- 10 Input – ground
- 6 Output
- 5 Output – ground
- 2, 4, 7, 9 Case – ground
- 3, 8 Must be grounded



Type	Ordering code	Marking and Package according to	Packing according to
B3856	B39460-B3856-U210	C61157A0007A054	F61074V8081Z000

Electrostatic Sensitive Device (ESD)

Maximum ratings

Operable temperature range	T	- 40/+ 85	°C	
Storage temperature range	T_{stg}	- 40/+ 85	°C	
DC voltage	V_{DC}	0	V	
Source power	P_s	15	dBm	source impedance 50 Ω


SAW Components
B3856
Vestigial Sideband Filter
45,75 MHz
Data Sheet
Characteristics

Operating temperature: $T = 50\text{ °C}$ (see annotation)
 Terminating source impedance: $Z_S = 50\ \Omega$
 Terminating load impedance: $Z_L = 50\ \Omega$
 Group delay aperture: 80 kHz

		min.	typ.	max.	
Nominal frequency	f_N	—	45,75	—	MHz
Insertion attenuation at f_N	α_N	—	33,5	34,5	dB
Amplitude ripple (p-p)	$\Delta\alpha$				
	41,55 ... 46,25 MHz	—	0,4	1,0	dB
Relative attenuation (relative to α_N)	α_{rel}				
	41,25 MHz	—	0,0	1,0	dB
	46,50 MHz	—	1,5	2,5	dB
	47,00 MHz	12,0	17,0	—	dB
	25,00 ... 39,00 MHz	36,0	43,0	—	dB
	39,00 ... 40,00 MHz	30,0	38,0	—	dB
	47,25 ... 49,00 MHz	30,0	37,0	—	dB
	49,00 ... 53,00 MHz	32,0	42,0	—	dB
	53,00 ... 59,25 MHz	36,0	46,0	—	dB
	59,25 ... 80,00 MHz	30,0	40,0	—	dB
	80,00 ... 100,00 MHz	16,0	19,0	—	dB
Reflected wave signal suppression					
	1,70 μ s ... 5,50 μ s after main pulse	40,0	45,0	—	dB
	1,84 μ s ... 1,70 μ s before main pulse	45,0	51,0	—	dB
Group delay at f_N	τ_N	—	1,8	—	μ s
Group delay (relative to τ_N)	τ_{rel}				
	41,57 MHz	—	-340,0	—	ns
	42,17 MHz	—	-170,0	—	ns
	42,75 ... 46,50 MHz	—	0,0	$\pm 75,0$	ns
Temperature coefficient of frequency	TC_f	—	-87	—	ppm/K

Annotation:

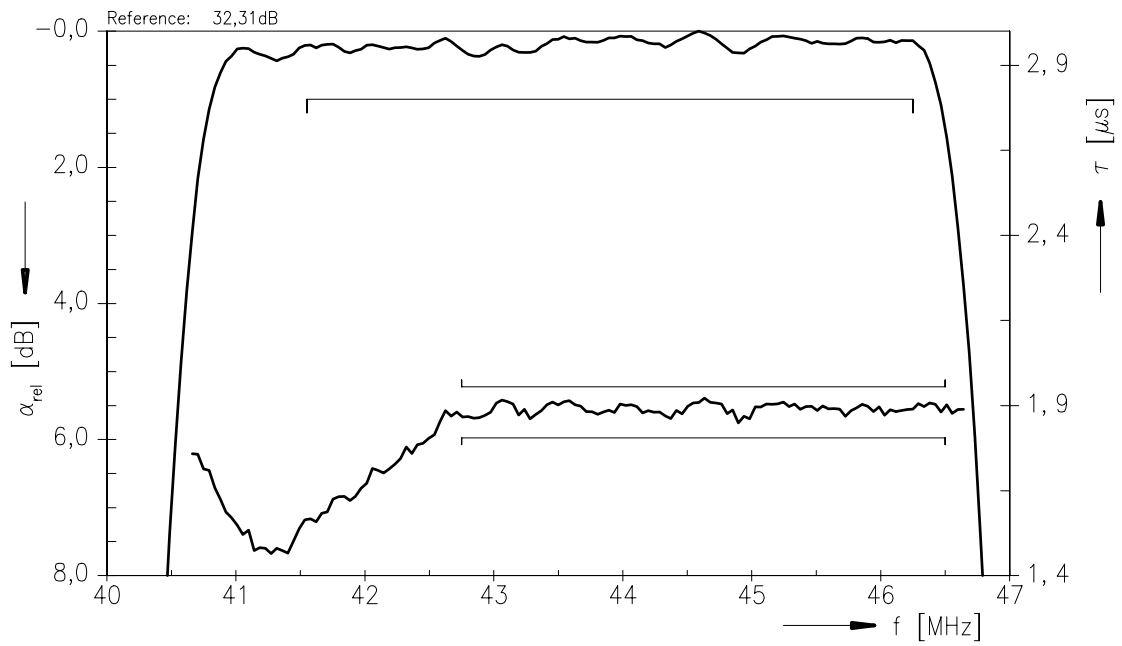
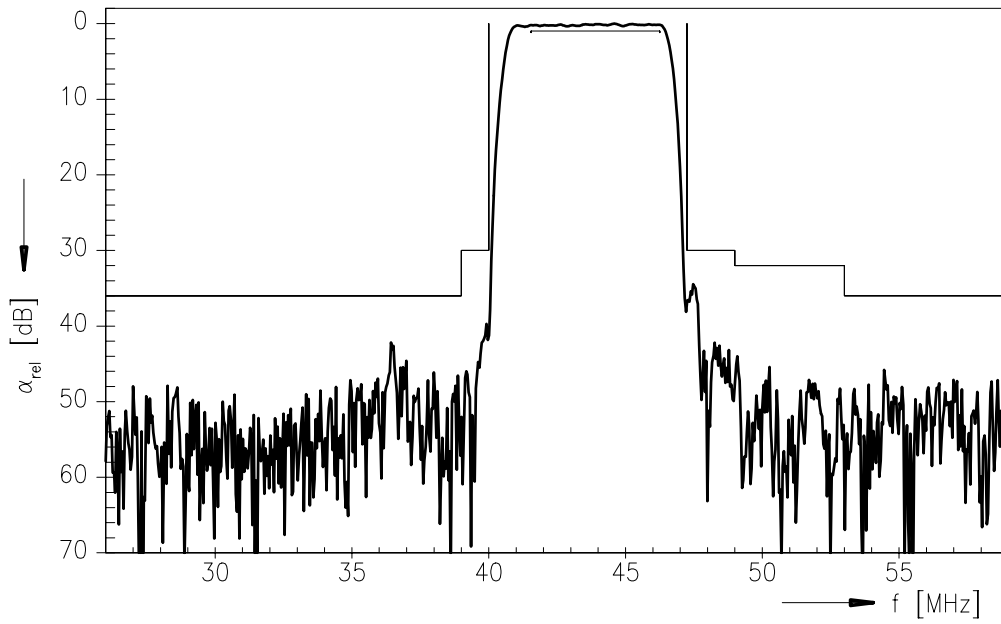
For 25°C all frequencies should be multiplied by 1,002175

e.g. 41,25 MHz (50°C)*1,002175 = 41,3397 MHz (25°C)



Data Sheet

Frequency response





SAW Components

B3856

Vestigial Sideband Filter

45,75 MHz

Data Sheet

Published by EPCOS AG

Surface Acoustic Wave Components Division, SAW MC IS

P.O. Box 80 17 09, 81617 Munich, GERMANY

© EPCOS AG 2002. Reproduction, publication and dissemination of this brochure and the information contained therein without EPCOS' prior express consent is prohibited.

Purchase orders are subject to the General Conditions for the Supply of Products and Services of the Electrical and Electronics Industry recommended by the ZVEI (German Electrical and Electronic Manufacturers' Association), unless otherwise agreed.

This brochure replaces the previous edition.

For questions on technology, prices and delivery please contact the Sales Offices of EPCOS AG or the international Representatives.

Due to technical requirements components may contain dangerous substances. For information on the type in question please also contact one of our Sales Offices.