

## EPC3225G-X



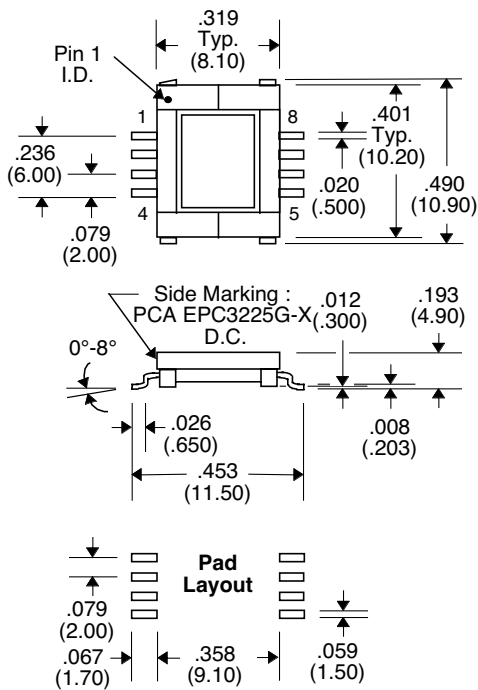
- Used as Flyback Transformer in High Voltage Photoflash Capacitor Charger
- Designed for use with PNP or NPN Transistor
- Operating Temperature : -40°C to +85°C
- UL 94V-0 Recognized Components
- UL 1446 Class B Insulation System
- Very Low Core Loss
- Isolation : 500 Vrms

### Electrical Parameters @ 25° C

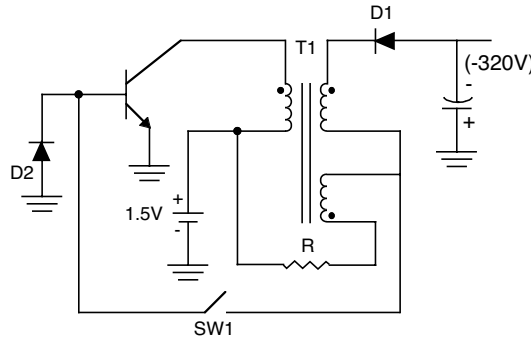
PCA Part Number	Transistor Design	Voltage (Vdc)		Primary Peak Current (Amp)	Turns Ratio	Primary OCL @ 0A <sub>dc</sub> (μH Typ.)	DCR (Ω Typ.)		Schematic
		V in	V Out				Pri.	Sec.1	
EPC3225G-1	PNP or NPN	1.5	320	2.5	1:240:2.4	22.3	.045	301	A
EPC3225G-2	PNP or NPN	1.5	320	2.5	1:240:N	22.3	.045	301	B

• N : Not Required/No Connection •

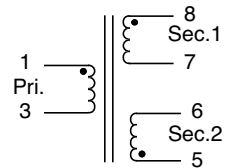
### Package



### Sample Circuit



### Schematic A



### Schematic B



Unless Otherwise Specified Dimensions are in Inches /mm ±.010 /.25