

- Operating and storage temperature range: -40° to +85° C
- Meets IEC 695, 2-2 flammability requirements
- Minimum interwinding breakdown voltage of 600 Vrms
- PWB Process Capability: standard printed wiring board assembly techniques, total-immersion cleaning
- Reliability testing: shock, vibration, temperature cycling, temperature - humidity - bias

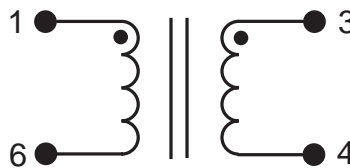
ELECTRICAL SPECIFICATIONS AT 25° C

Part Number	Turns Ratio 2%	Inductance ¹ mH ±10%	Inductance ^{1,2} mH ±10%	DCR Ω max	
	(1 - 6) : (3 - 4)	(1 - 6)	(1 - 4)	(1 - 6)	(3 - 4)
S560-6100-41	1 : 1	0.5	2	1.38	1.38

1. Inductance measured at 10 kHz, 0.1 Vac
2. Connect pins 6 and 3

SCHEMATIC

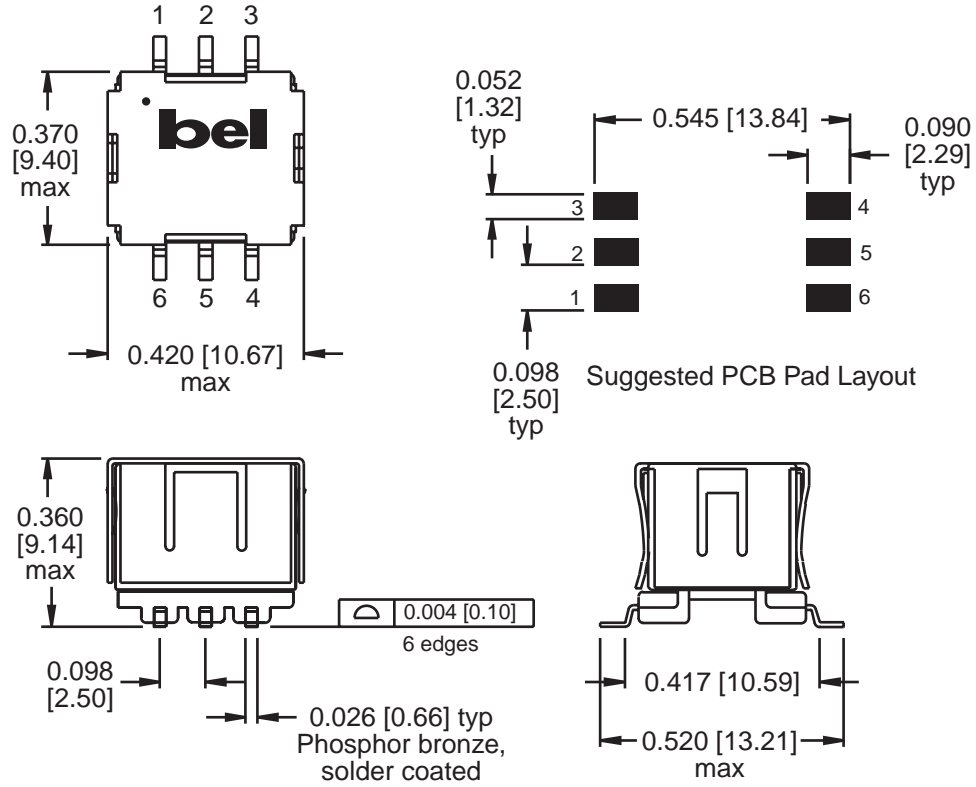
S560-6100-41




TM01379

MECHANICAL

S560-6100-41



Dimensions are in inches [millimeters].
Standard dimension tolerance is ± 0.005 [0.13] unless otherwise noted.



→ User Feed Direction

Orientation of Component Inside Pocket

Tape and Reel Packaging

24 mm wide by 16 mm pitch; 13 inch OD, 4 inch ID
400 components per reel, maximum
Meets ANSI/EIA 481-2 Carrier Tape Standards

©2001 Bel Fuse Inc. Specifications subject to change without notice. 10.01

CORPORATE

Bel Fuse Inc.
206 Van Vorst Street
Jersey City, NJ 07302
Tel 201-432-0463
Fax 201-432-9542
www.belfuse.com

FAR EAST

Bel Fuse Ltd.
8F / 8 Luk Hop Street
San Po Kong
Kowloon, Hong Kong
Tel 852-2328-5515
Fax 852-2352-3706
www.belfuse.com

EUROPE

Bel Fuse Europe Ltd.
Preston Technology Management Centre
Marsh Lane, Suite G7, Preston
Lancashire, PR1 8UD, U.K.
Tel 44-1772-556601
Fax 44-1772-888366
www.belfuse.com