

Features

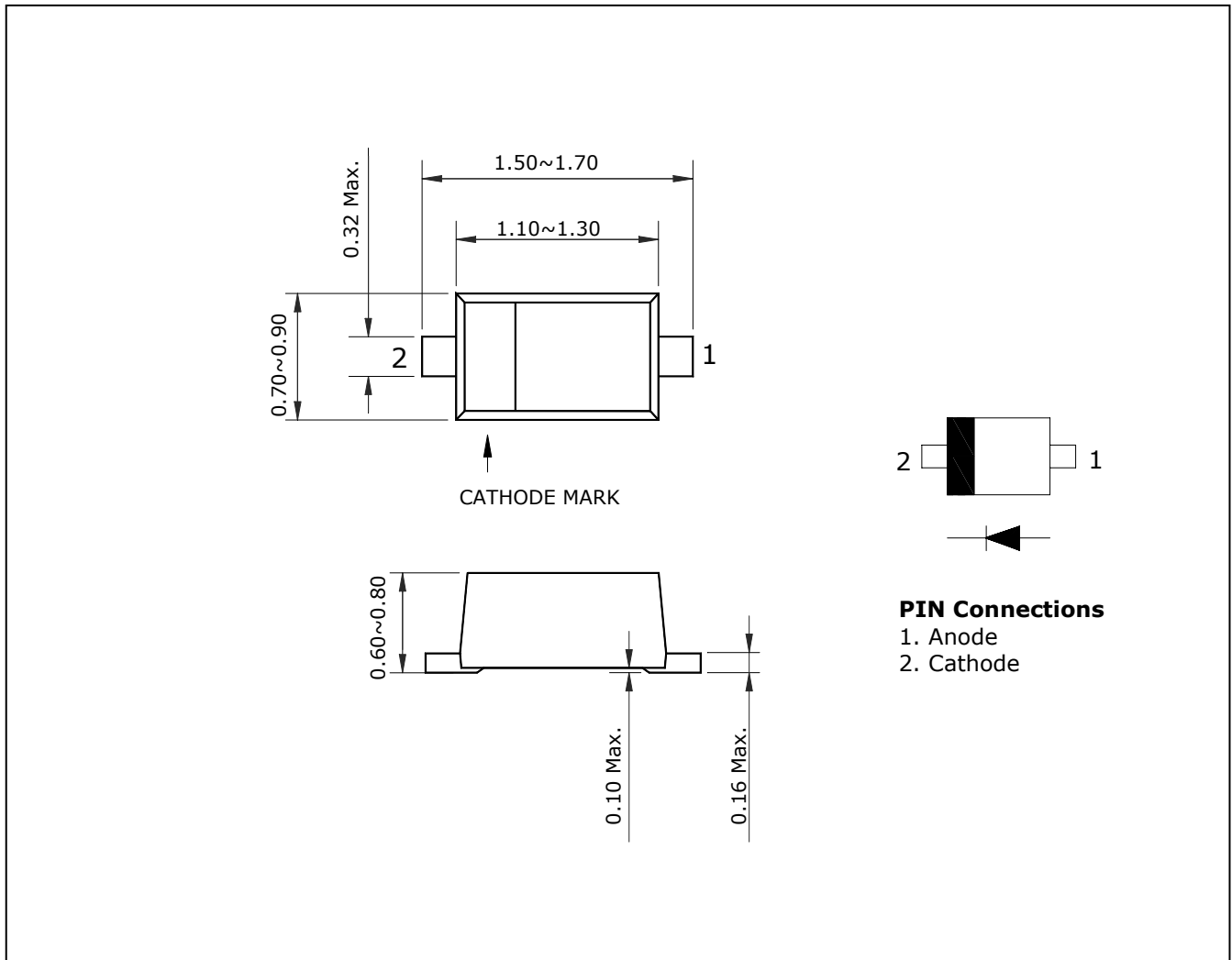
- Suitable for UHF / VHF band VCO.
- High Capacitance Ratio : $C_{1V}/C_{4V}=2.0$ (Typ.)
- Low series resistance : $r_s=0.3\Omega$ (Typ.)
- Useful for Small Size Tuner.

Ordering Information

Type No.	Marking	Package Code
SDV711Q	VB	SOD-523

Outline Dimensions

unit : mm



Absolute maximum ratings

(Ta=25°C)

Characteristic	Symbol	Ratings	Unit
Continuous reverse voltage	V_R	10	V
Junction temperature	T_j	150	°C
Storage temperature	T_{stg}	-55 ~ 150	°C

Electrical Characteristics

(Ta=25°C)

Characteristic	Symbol	Test Condition	Min.	Typ.	Max.	Unit
Reverse voltage	V_R	$I_R=1\mu A$	10	-	-	V
Reverse current	I_R	$V_R=10V$	-	-	3	nA
Total Capacitance	C_{1V}	$V_R=1V, f=1MHz$	15	-	17	pF
	C_{4V}	$V_R=4V, f=1MHz$	7.3	-	8.7	pF
Capacitance Ratio	$C_{1V/4V}$	-	1.8	2.0	-	
Series resistance	r_S	$V_R=1V, f=470MHz$	-	0.3	0.5	Ω

Electrical Characteristic Curves

Fig. 1 $C_T - V_R$

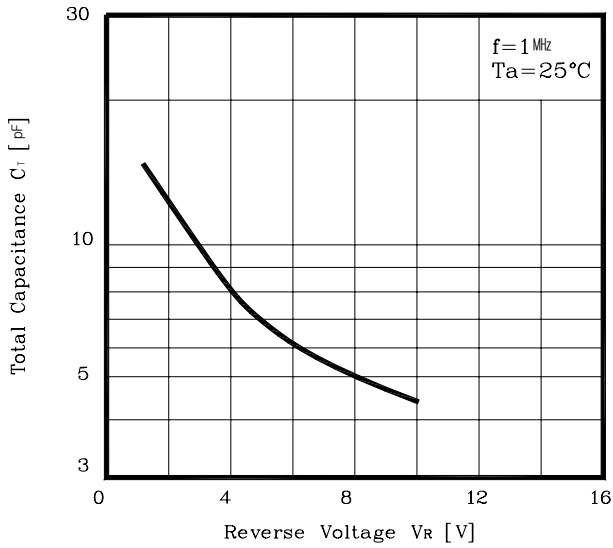


Fig. 2 $I_R - V_R$

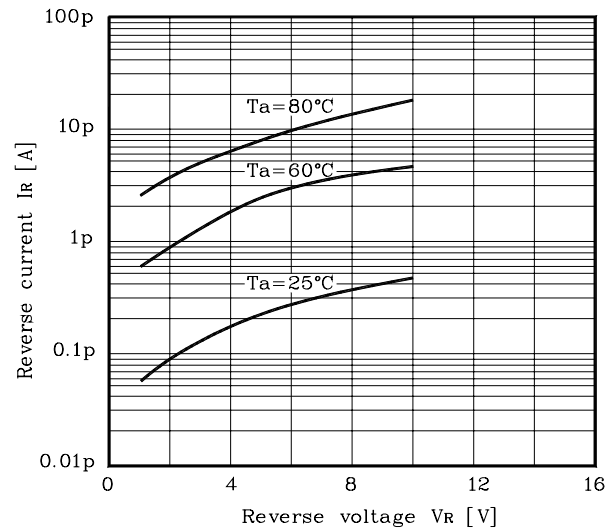


Fig. 3 $r_s - V_R$

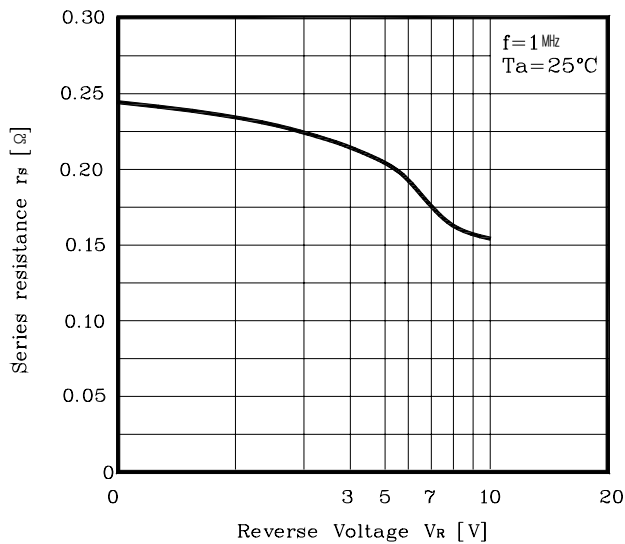
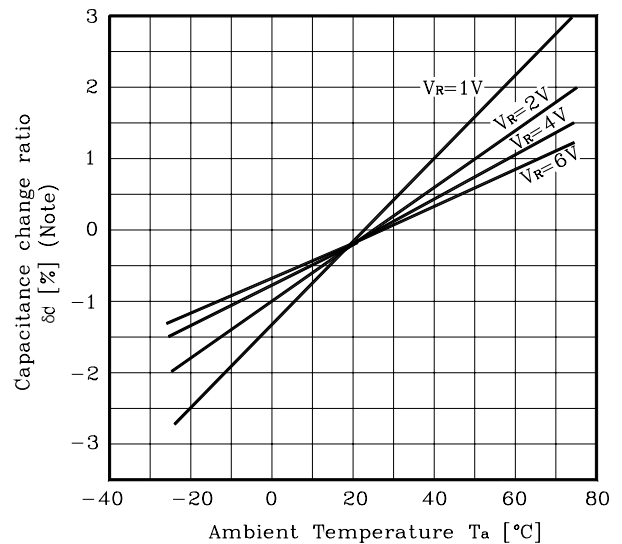


Fig. 4 $\delta_C - T_a$



$$\text{Note : } \delta_C = \frac{C(T_a) - C(25)}{C(25)} \times 100(\%)$$

The AUK Corp. products are intended for the use as components in general electronic equipment (Office and communication equipment, measuring equipment, home appliance, etc.).

Please make sure that you consult with us before you use these AUK Corp. products in equipments which require high quality and / or reliability, and in equipments which could have major impact to the welfare of human life(atomic energy control, airplane, spaceship, transportation, combustion control, all types of safety device, etc.). AUK Corp. cannot accept liability to any damage which may occur in case these AUK Corp. products were used in the mentioned equipments without prior consultation with AUK Corp..

Specifications mentioned in this publication are subject to change without notice.