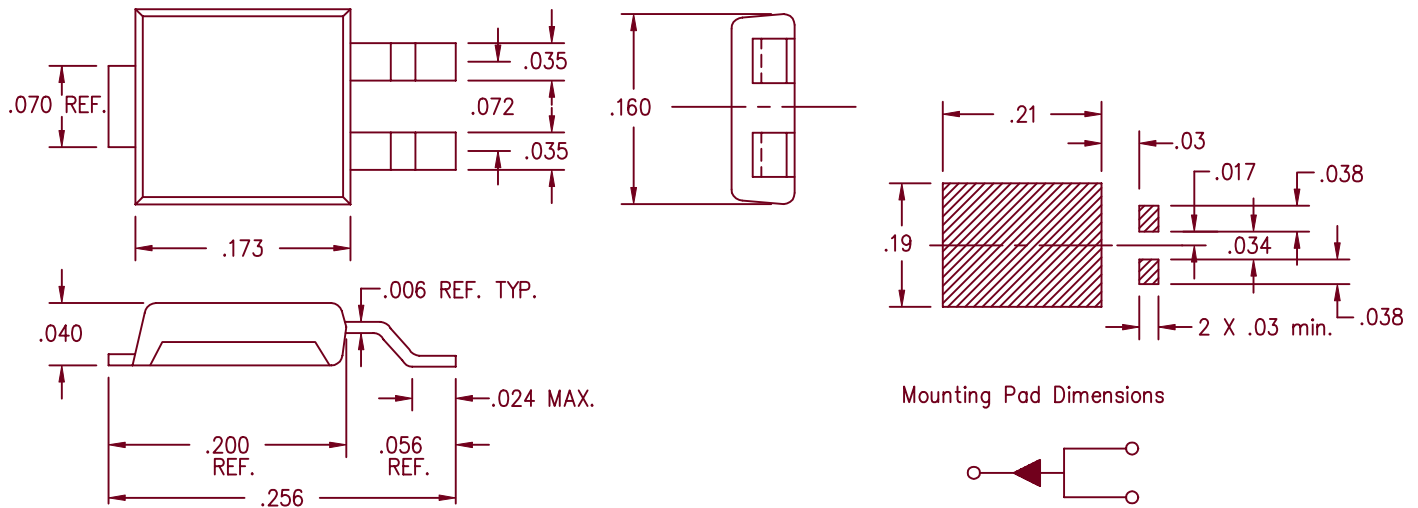
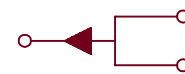


3 Amp Schottky OR'ing Rectifier UPS315



Mounting Pad Dimensions



Microsemi Catalog Number	Industry Part Number	Working Peak Reverse Voltage	Repetitive Peak Reverse Voltage
UPS315	----	15V	15V

- Powermite 3 package
- Schottky barrier rectifier
- $V_f @ 3A, 100^\circ C = 0.22V$
- Guard ring for reverse protection
- $125^\circ C$ Junction temperature
- Full Cathode contact to optimize ratings

Electrical Characteristics

Average forward current	$I_{F(AV)}$ 3A	$T_L = 104^\circ C$
Maximum surge current	I_{FSM} 150 Amps	8.3ms, half sine
Maximum repetitive reverse current	$I_{R(OV)}$ 2 Amps	$f = 1 \text{ KHz}, 25^\circ C, 1 \mu\text{sec square wave}$
Max peak forward voltage	V_{FM} 0.32 Volts	$I_{FM} = 3A: T_J = 25^\circ C^*$
Max peak forward voltage	V_{FM} 0.22 Volts	$I_{FM} = 3A: T_J = 100^\circ C^*$
Max peak reverse current	I_{RM} 2 mA	$V_{RRM}, T_J = 25^\circ C^*$
Typical peak reverse current	I_{RM} 70 mA	$V_{RRM}, T_J = 100^\circ C^*$
Typical peak reverse current	I_{RM} 40 mA	$V_R = 5V, T_J = 100^\circ C^*$
Typical junction capacitance	C_J 600 pF	$V_R = 5.0V, T_J = 25^\circ C$

*Pulse test: Pulse width 300 μsec , Duty cycle 2%

Thermal and Mechanical Characteristics

Storage temp range	T_{STG}	$-55^\circ C$ to $150^\circ C$
Operating junction temp range	T_J	$-55^\circ C$ to $125^\circ C$
Max thermal resistance - Junction to Case	$R_{\theta Jtab}$	$9^\circ C/W$

UPS315

Figure 1
Typical Forward Characteristics

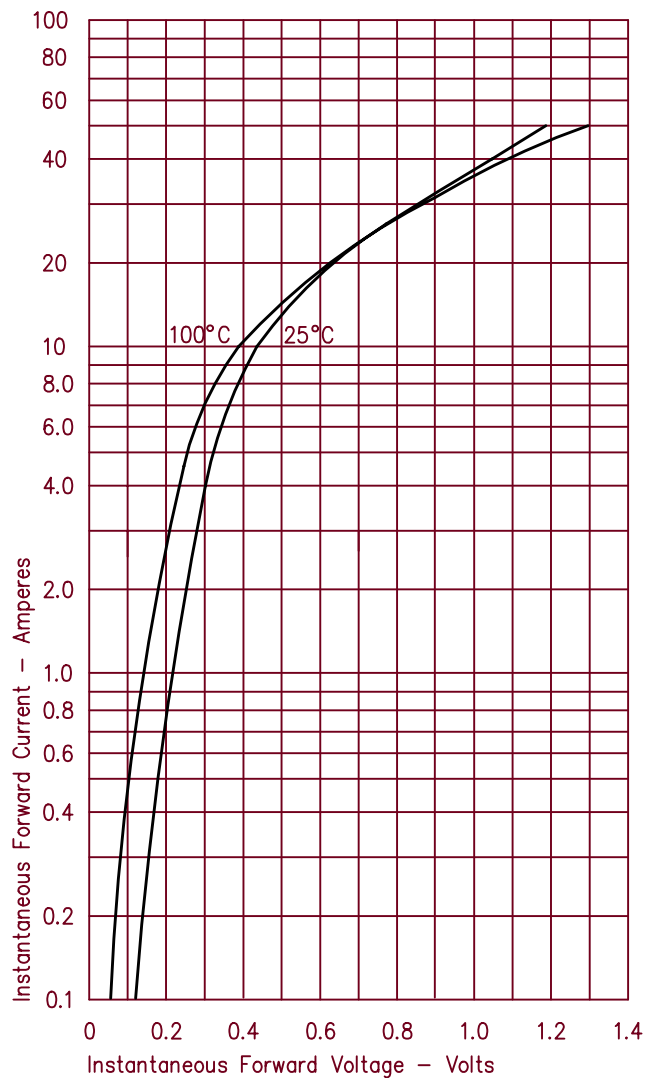


Figure 3
Typical Junction Capacitance

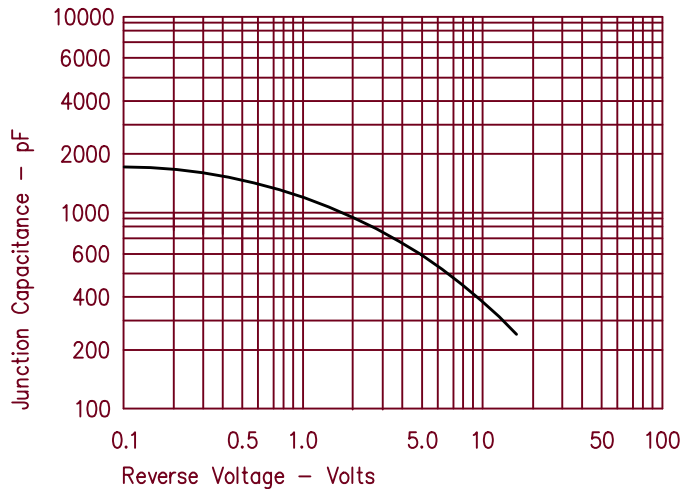


Figure 2
Typical Reverse Characteristics

