

Features

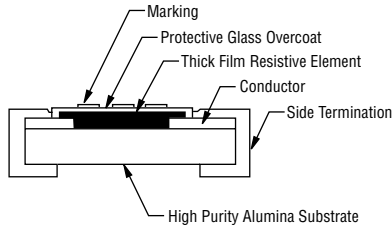
- Lead free version available (see How to Order "Termination" options)
- RoHS compliant*
- 4 isolated resistors in an 0804 size package
- E24 series from 10 ohms to 1 megohm
- Concave termination style
- Resistance tolerance $\pm 5\%$
- Suitable for most types of soldering processes
- Paper tape on plastic reel for automatic placement

Model CAT10 - Chip Resistor Array

Characteristics

Number of Elements.....4 (isolated)
 Power Rating per Resistor @ 70 °C
31 mW
 Package Power Rating @ 70 °C..125 mW
 Operating Temperature Range
-55 °C to +125 °C
 Derated to 0 Load @.....+125 °C
 Max. Working Voltage.....25 V
 Max. Overload Voltage.....50 V
 Resistance Tolerance..... $\pm 5\%$
 Resistance Range/E24 Series
10 ohms to 1 megohm
 plus Zero-ohm Jumper
 T.C.R..... ± 250 ppm/°C
 Packaging10,000 pieces per reel

Construction

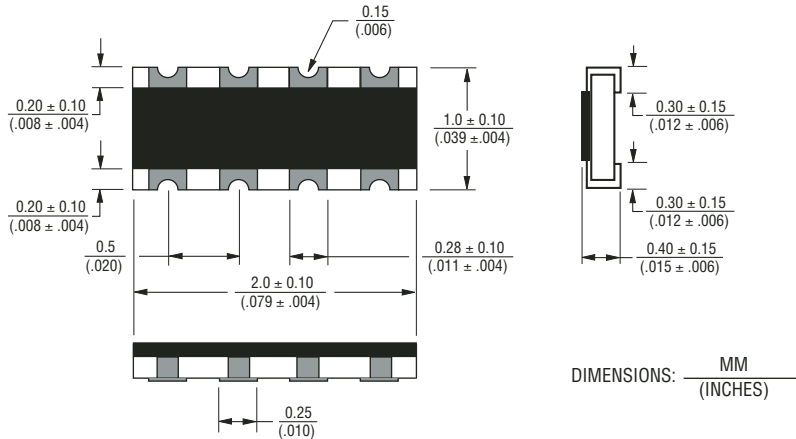


How To Order

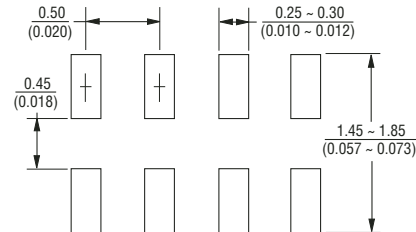
CA T 10 - 103 J 4

Chip Arrays _____
 Type _____
 • T = Concave
 Model _____
 • 10 = 0804 Package Size
 Resistance Code _____
 • 103 = 10K ohms
 • 000 = Zero-ohm Jumper
 Resistance Tolerance _____
 • J = $\pm 5\%$
 Resistors _____
 • 4 = 4 pcs.
 Terminations _____
 • LF = Tin-plated (lead free)
 • Blank = Solder-plated

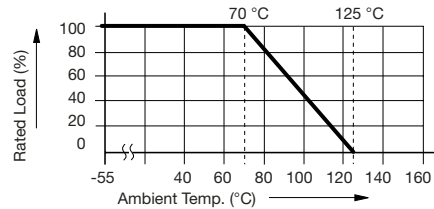
Product Dimensions



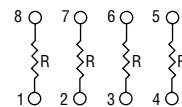
Land Pattern



Derating Curve



Isolated Circuit



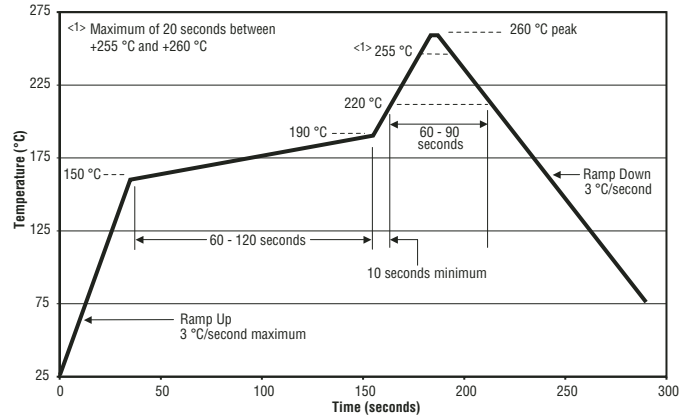
For Standard Values Used in Capacitors, Inductors, and Resistors, [click here](#).

*RoHS Directive 2002/95/EC Jan 27 2003 including Annex
 Specifications are subject to change without notice.
 Customers should verify actual device performance in their specific applications.

Model CAT10 - Chip Resistor Array

BOURNS®

Soldering Profile for Lead Free Chip Resistors and Arrays



Packaging Dimensions

