
HVC350B

Variable Capacitance Diode for VCO

HITACHI

ADE-208-414(Z)

Rev 0

June 1996

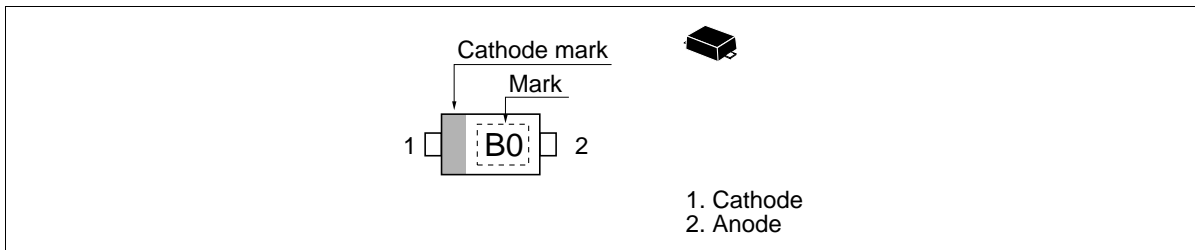
Features

- High capacitance ratio. ($n = 2.8$.min)
- Low series resistance. ($r_s = 0.5\Omega$ max)
- Good C-V linearity.
- Ultra small Flat Package (UFP) is suitable for surface mount design.

Ordering Information

Type No.	Laser Mark	Package Code
HVC350B	B0	UFP

Outline



HVC350B

Absolute Maximum Ratings (Ta = 25°C)

Item	Symbol	Value	Unit
Reverse voltage	VR	15	V
Junction temperature	Tj	125	°C
Storage temperature	Tstg	-55~+125	°C

Electrical Characteristics (Ta = 25°C)

Item	Symbol	Min	Typ	Max	Unit	Test Condition
Reverse current	IR1	~	~	10	nA	VR = 15V
	IR2	~	~	100		VR = 15V, Ta =60°C
Capacitance	C1	15.5	~	17.0	pF	VR = 1V, f = 1 MHz
	C4	5.0	~	6.0		VR = 4V, f = 1 MHz
Capacitance ratio	n	2.8	~	~	~	C1 / C4
Series resistance	rs	~	~	0.5	Ω	VR = 1V, f = 470 MHz

Main Characteristic

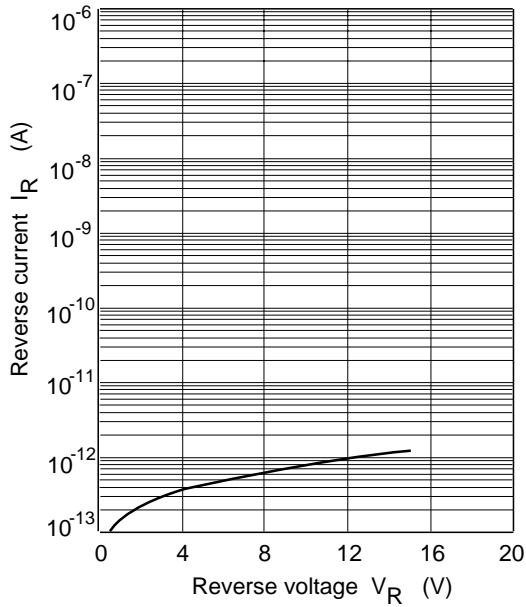


Fig.1 Reverse current Vs. Reverse voltage

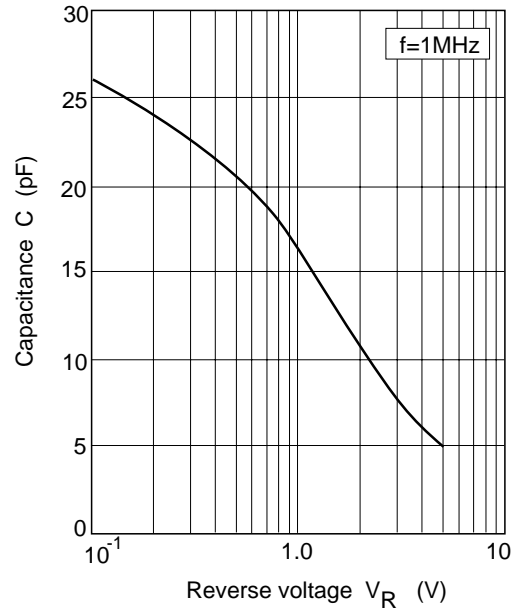


Fig.2 Capacitance Vs. Reverse voltage

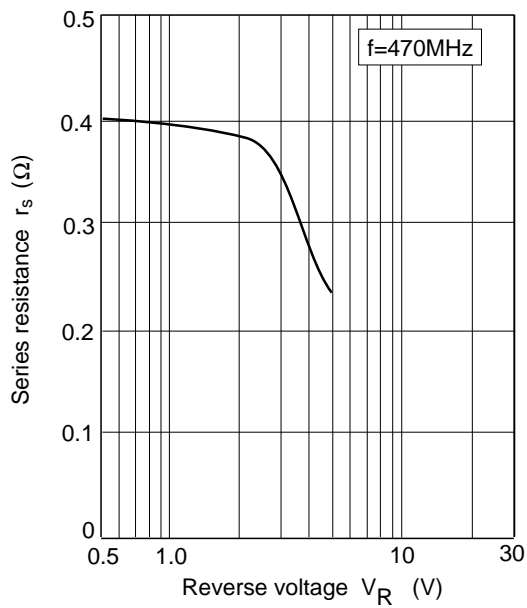


Fig.3 Series resistance Vs. Reverse voltage

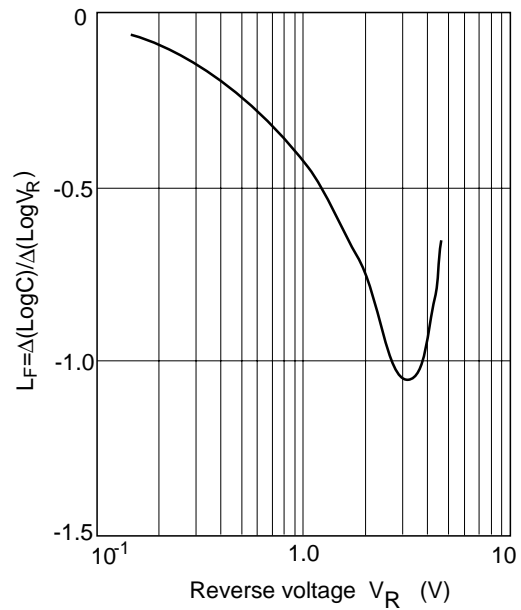


Fig.4 L_F Vs. Reverse voltage

HVC350B

Package Dimensions

Unit : mm

