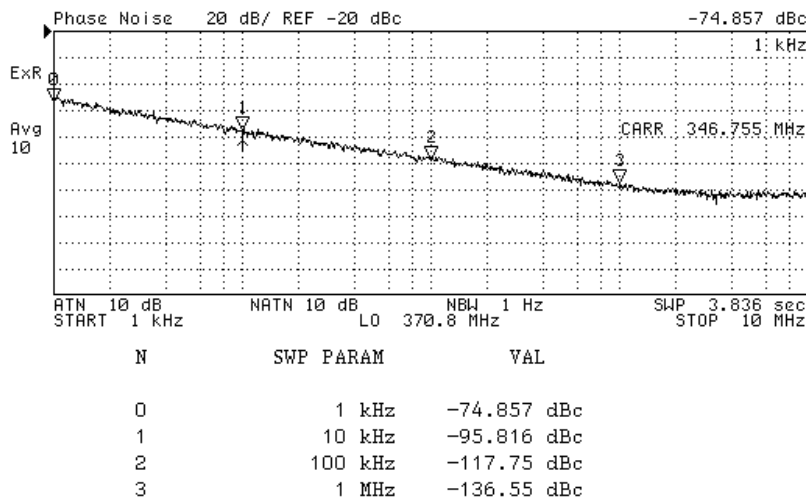
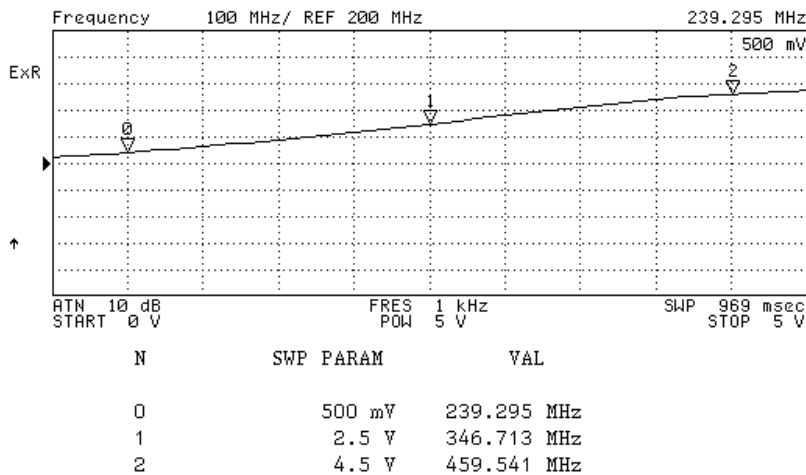


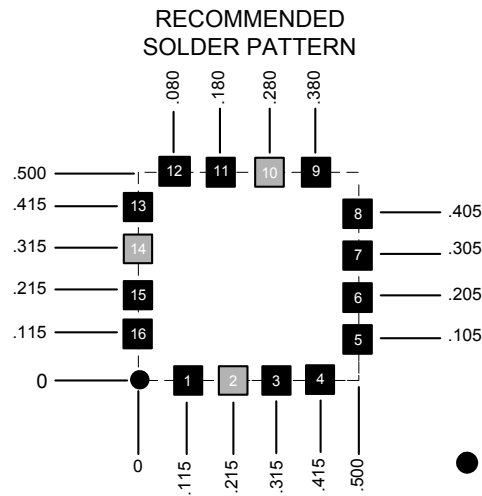
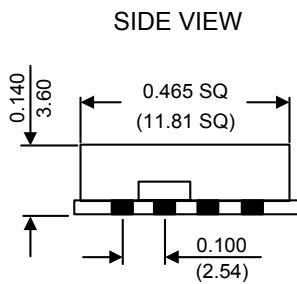
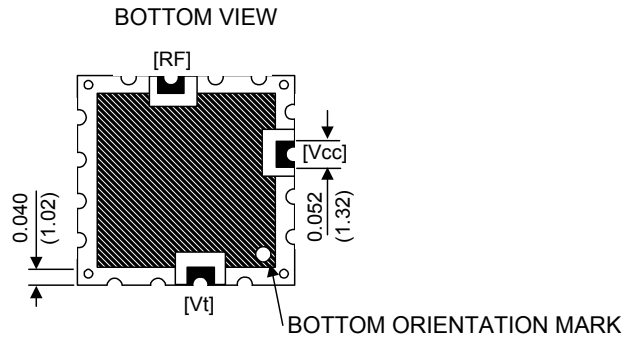
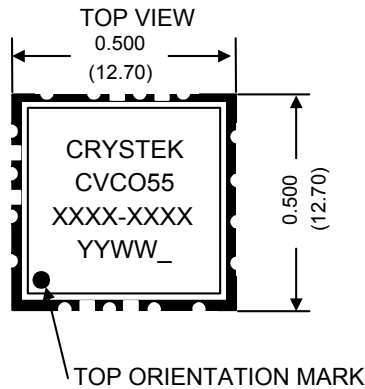
AVAILABLE PERFORMANCE SPECIFICATION	MIN	TYP	MAX	UNITS
Lower Frequency:			250	MHz
Upper Frequency:	450			
Tuning Voltage:	0.5		4.5	VDC
Supply Voltage:	4.75	5.0	5.25	VDC
Output Power:	-3.0	0	+3.0	dBm
Supply Current:		12		mA
Harmonic Suppression (2nd Harmonic):		-15		dBc
Pushing:		1		MHz/V
Pulling, all Phases:		5		MHz
Tuning Sensitivity:		50		MHz/V
Phase Noise: @ 10kHz offset:		-96		dBc/Hz
Load Impedance:		50		$\Omega$
Input Capacitance:			100	pF
Operating Temperature Range:	-40		+85	$^{\circ}\text{C}$

### Phase Noise (1 Hz BW, Typical)



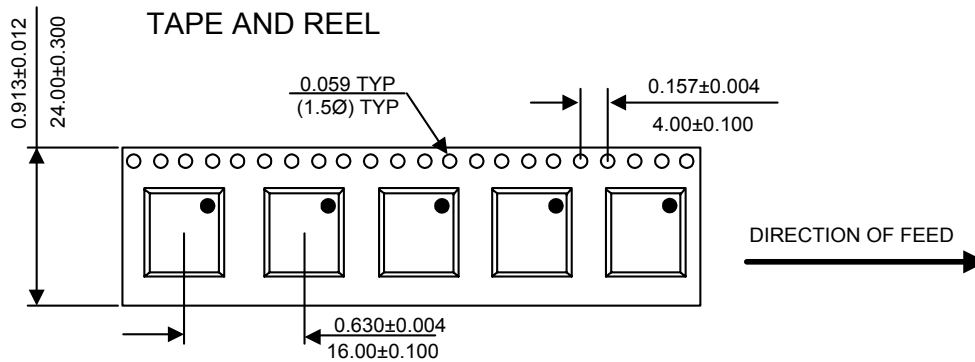
### Tuning Curve, Typical





Pad	Connection
2	Vt
10	RF-OUTPUT
14	Vcc
Others	GROUND

- Unless otherwise specified, Dimensions are in: IN (mm)
- Recommended Solder Pattern dimension are in: Inches



Drawing not to scale

Product Control:			
Crystek Part Number:	CVCO55CW-0250-0450	Release Date:	18-Dec-03
Revision Level:	A	Responsible:	C. Vales