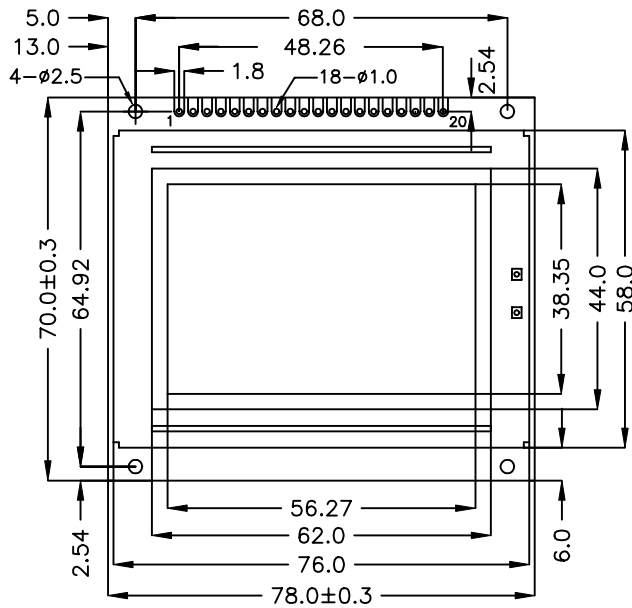


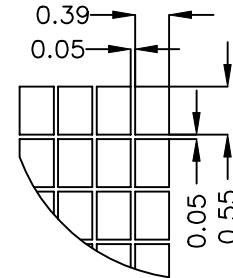
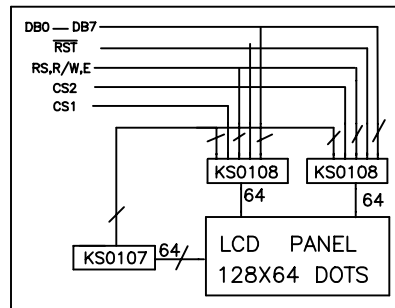
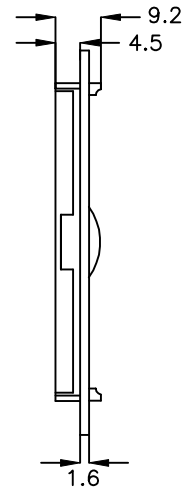
## 128 X 64 DOTS

### OPTIONS

- \* LCD PANEL  
Yellow/Green  
or Gray STN
- \* View Angle  
12H or 6H



MAX:13.5mm for LED BACK LIGHT



All dimensions in mm. Tolerance  $\pm 0.3$ mm unless otherwise specified.

#### MECHANICAL SPECIFICATIONS

ITEM	SPECIFICATION	UNIT
Overall Size	78.0Wx70.0Hx9.2T(BL13.5T)	mm
Viewing Area	62.0Wx44.0H	mm
Dot Number	128Wx64H	dots
Dot Size	0.39Wx0.55H	mm
Dot Pitch	0.44Wx0.6H	mm

#### PIN ASSIGNMENT

PIN	SYMBOL	FUNCTION
1	Vss	Power Supply(GND)
2	Vdd	Power Supply(+5V)
3	Vo	Contrast Adjust
4	RS	Instruction/Data Register Select
5	R/W	Data Read/Write
6	E	Enable Signal
7-14	DB0-DB7	Data Bus Line
15	CS1	Selection Signal for Chip1
16	CS2	Selection Signal for Chip2
17	RST	Reset
18	Vee	Power Supply for LCD Driving
19-20	A, K	Power Supply for LED BL

#### ABSOLUTE MAXIMUM RATINGS

ITEM	SYMBOL	MIN.	MAX.	UNIT
Power Supply (Logic)	Vdd	-0.3	7.0	V
Power Supply (LCD)	Vo	Vdd-15.0	Vdd+0.3	V
Input Voltage	Vi	-0.3	Vdd	V
Operating Temperature	Topr	0	50	°C
Storage Temperature	Tstg	-20	70	°C

#### ELECTRICAL CHARACTERISTICS(Ta=25°C, Vdd=5V±0.25V)

ITEM	SYMBOL	MIN.	MIN.	MAX.	UNIT
Power Supply(Logic)	Vdd	4.5	5.0	5.5	V
Supply Current	Idd	2.0	—	—	mA
LCD Driving Voltage	Vdd-Vo	—	—	13.0	V
Input Voltage "H"	Vih	2.2	—	Vdd	V
Input Voltage "L"	Vil	—	—	0.6	V
Output Voltage "H"	Voh	2.4	—	—	V
Output Voltage "L"	Vol	—	—	0.4	V

#### LED BACKLIGHT SPECIFICATIONS

ITEM	TYP.	ITEM	TYP.
Forward Voltage	4.2V	Power Dissipation	1770mW
Forward Current	420mA	Emission Wavelength	570nm