

Absolute maximum ratings

($T_a=25^\circ\text{C}$)

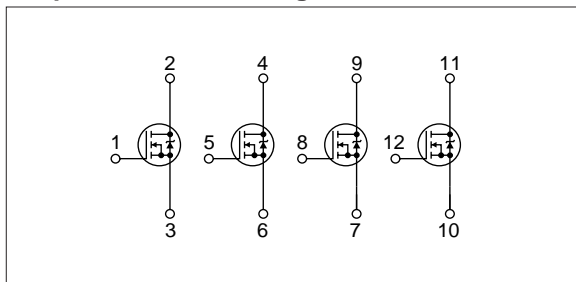
Symbol	Ratings	Unit
V_{DSS}	100	V
V_{GSS}	± 20	V
I_D	± 4	A
$I_D(\text{pulse})$	± 8 (PW $\leq 1\text{ms}$)	A
E_{AS}^*	16	mJ
P_T	4 ($T_a=25^\circ\text{C}$, with all circuits operating, without heatsink)	W
	28 ($T_c=25^\circ\text{C}$, with all circuits operating, with infinite heatsink)	W
θ_{j-a}	31.2 (Junction-Air, $T_a=25^\circ\text{C}$, with all circuits operating)	$^\circ\text{C}/\text{W}$
θ_{j-c}	4.46 (Junction-Case, $T_c=25^\circ\text{C}$, with all circuits operating)	$^\circ\text{C}/\text{W}$
T_{ch}	150	$^\circ\text{C}$
T_{stg}	-40 to +150	$^\circ\text{C}$

* : $V_{DD}=20\text{V}$, $L=1\text{mH}$, $I_D=5\text{A}$, unclamped, see Fig. E on page 15.

($T_a=25^\circ\text{C}$)

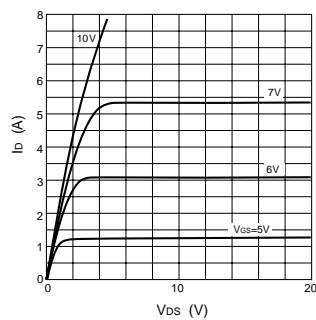
Symbol	Specification			Unit	Conditions
	min	typ	max		
$V_{(BR)DSS}$	100			V	$I_D=250\mu\text{A}$, $V_{GS}=0\text{V}$
I_{GSS}			± 500	nA	$V_{GS}=\pm 20\text{V}$
I_{DSS}			250	μA	$V_{DS}=100\text{V}$, $V_{GS}=0\text{V}$
V_{TH}	2.0		4.0	V	$V_{DS}=10\text{V}$, $I_D=250\mu\text{A}$
$R_{e(yfs)}$	1.1	1.7		S	$V_{DS}=10\text{V}$, $I_D=4\text{A}$
$R_{DS(ON)}$		0.50	0.60	Ω	$V_{GS}=10\text{V}$, $I_D=4\text{A}$
C_{iss}		180		pF	$V_{DS}=25\text{V}$, $f=1.0\text{MHz}$, $V_{GS}=0\text{V}$
C_{oss}		82		pF	
t_{on}		40		ns	$I_D=4\text{A}$, $V_{DD}=50\text{V}$, $V_{GS}=10\text{V}$, see Fig. 3 on page 16.
t_{off}		40		ns	
V_{SD}		1.2	2.0	V	$I_{SD}=4\text{A}$, $V_{GS}=0\text{V}$
t_{rr}		250		ns	$I_{SD}=\pm 100\text{mA}$

Equivalent circuit diagram

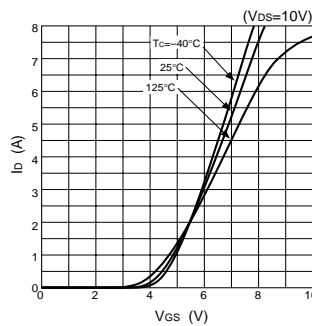


Characteristic curves

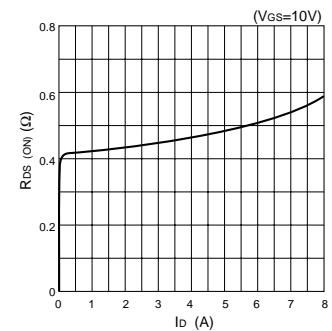
I_D - V_{DS} Characteristics (Typical)



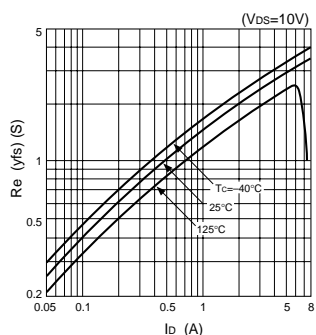
I_D - V_{GS} Characteristics (Typical)



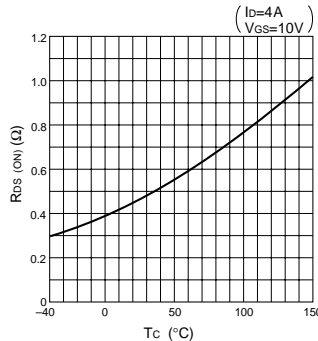
$R_{DS(ON)}$ - I_D Characteristics (Typical)



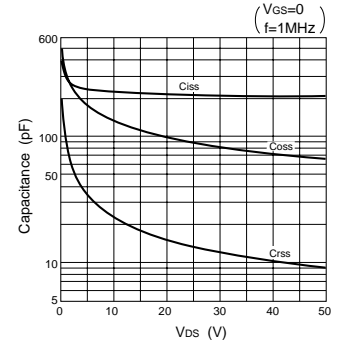
$R_{e(yfs)}$ - I_D Characteristics (Typical)



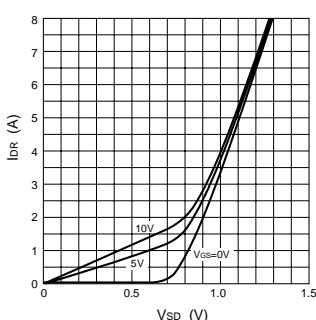
$R_{DS(ON)}$ - T_c Characteristics (Typical)



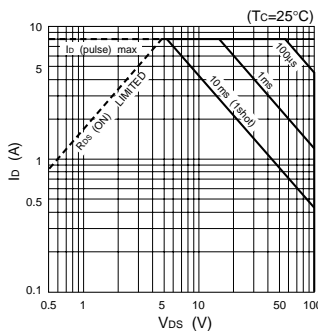
Capacitance- V_{DS} Characteristics (Typical)



I_{DR} - V_{SD} Characteristics (Typical)



Safe Operating Area (SOA)



P_T - T_a Characteristics

