



NO.992C

LB1276
High-Sensitivity LED Driver Array

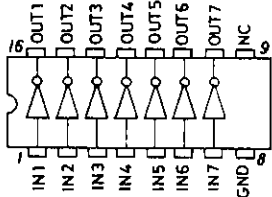
The LB1276 is an LED driver array. By connecting this IC to LSI output pins whose output current capacity is small, LEDs can be lighted. It features high sensitivity ($I_{IN}=80\mu A_{max.}$) and $I_{OUT}=30mA$ driving capacity and is ideally suited for driving LED indicators for use in commercial and industrial equipment.

Absolute Maximum Ratings at $T_a=25^\circ C$		unit
Output Supply Voltage	V_{OUT}	-0.3 to +18.0 V
Output Current	I_{OUT} Per unit	30 mA
Input Supply Voltage	V_{IN}	-0.3 to +18.0 V
Pin 8 Flow-out Current	I_8	-210 mA
Allowable Power Dissipation	P_{dmax}	770 mW
Operating Temperature	T_{opr}	-20 to +80 $^\circ C$
Storage Temperature	T_{stg}	-40 to +125 $^\circ C$

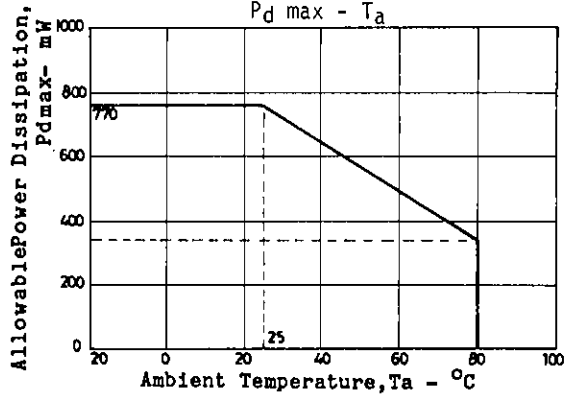
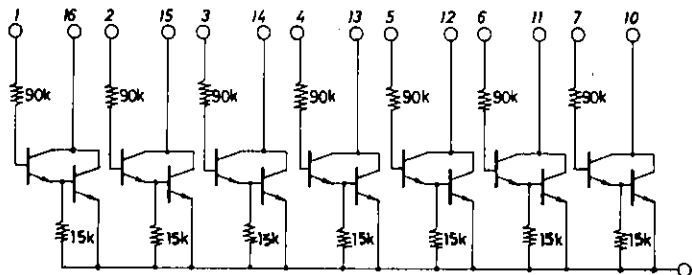
Allowable Operating Conditions at $T_a=25^\circ C$		unit
Output Applied Voltage	V_{OUT}	18 V or less
Input "H" Level Voltage	V_{IH} $I_{OUT}=30mA$	3.5 to 18.0 V
Input "L" Level Voltage	V_{IL} $I_{OUT}<10\mu A$	-0.3 to +0.3 V

Electrical Characteristics at $T_a=25^\circ C$		min	typ	max	unit
Output Voltage	V_{OUT} $V_{IN}=5V, I_{OUT}=30mA$			1.2	V
Output Sustain Voltage	$V_{OUT}(s)$ $V_{IN}:open, applied time<10\mu s, I_{OUT}=30mA$	18			V
Output Leakage Current	I_{off} $V_{IN}=0.3V, V_{OUT}=18V$			10	μA
Input Current	I_{IN} $V_{IN}=5V$			80	μA

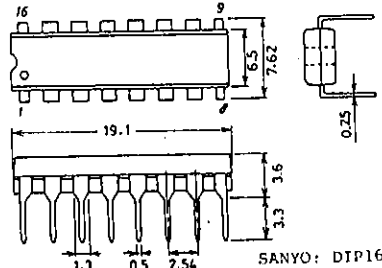
Equivalent Circuit and Block Diagram



Unit (resistance: Ω)



Package Dimensions 3064-D16TR (unit : mm)



SANYO: DTP16

SANYO Electric Co., Ltd. Semiconductor Business Headquarters
TOKYO OFFICE Tokyo Bldg., 1-10, 1 Chome, Ueno, Taito-ku, TOKYO, 110 JAPAN

- No products described or contained herein are intended for use in surgical implants, life-support systems, aerospace equipment, nuclear power control systems, vehicles, disaster/crime-prevention equipment and the like, the failure of which may directly or indirectly cause injury, death or property loss.
- Anyone purchasing any products described or contained herein for an above-mentioned use shall:
 - ① Accept full responsibility and indemnify and defend SANYO ELECTRIC CO., LTD., its affiliates, subsidiaries and distributors and all their officers and employees, jointly and severally, against any and all claims and litigation and all damages, cost and expenses associated with such use;
 - ② Not impose any responsibility for any fault or negligence which may be cited in any such claim or litigation on SANYO ELECTRIC CO., LTD., its affiliates, subsidiaries and distributors or any of their officers and employees jointly or severally.
- Information (including circuit diagrams and circuit parameters) herein is for example only; it is not guaranteed for volume production. SANYO believes information herein is accurate and reliable, but no guarantees are made or implied regarding its use or any infringements of intellectual property rights or other rights of third parties.