

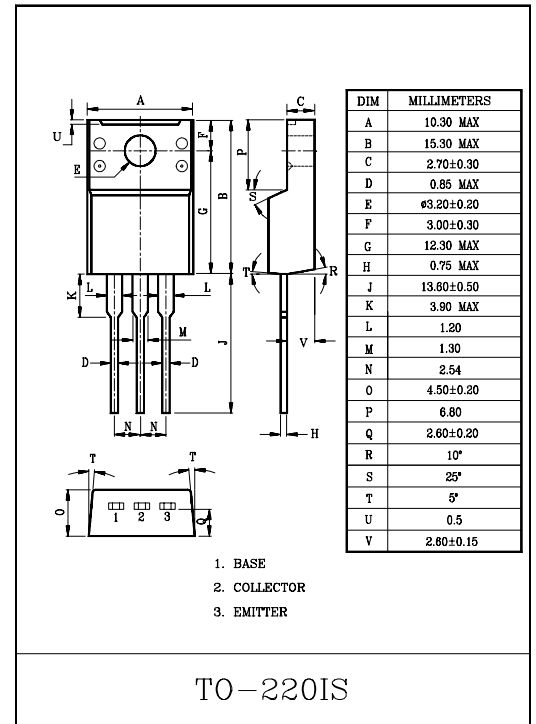
HIGH POWER SWITCHING APPLICATIONS.
HAMMER DRIVER, PULSE MOTOR DRIVER
APPLICATIONS.

FEATURES

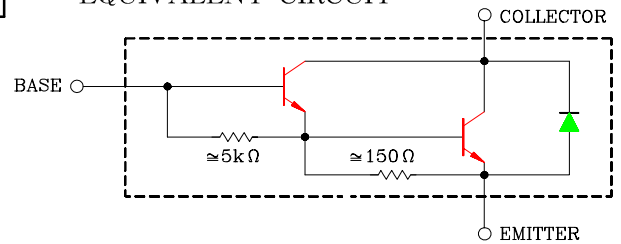
- High DC Current Gain : $h_{FE}=2000(\text{Min.})$ at $V_{CE}=3\text{V}$, $I_C=3\text{A}$.
- Low Saturation Voltage : $V_{CE(\text{sat})}=1.5\text{V}(\text{Max.})$ at $I_C=3\text{A}$.

MAXIMUM RATINGS ($T_a=25^\circ\text{C}$)

CHARACTERISTIC	SYMBOL	RATING	UNIT
Collector-Base Voltage	V_{CBO}	100	V
Collector-Emitter Voltage	V_{CEO}	100	V
Emitter-Base Voltage	V_{EB0}	5	V
Collector Current	I_C	7	A
Base Current	I_B	0.2	A
Collector Power Dissipation ($T_c=25^\circ\text{C}$)	P_C	30	W
Junction Temperature	T_j	150	$^\circ\text{C}$
Storage Temperature Range	T_{stg}	-55~150	$^\circ\text{C}$



EQUIVALENT CIRCUIT

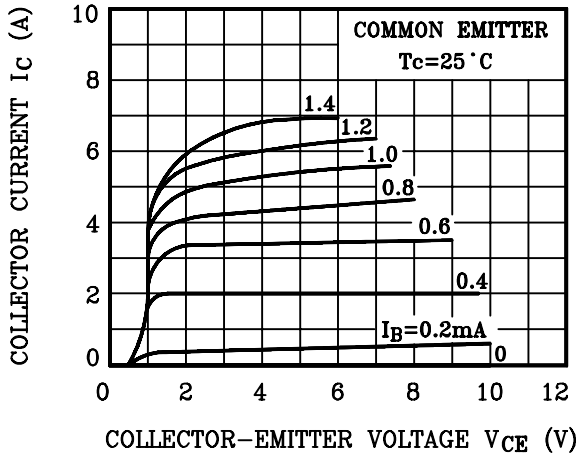


ELECTRICAL CHARACTERISTICS ($T_a=25^\circ\text{C}$)

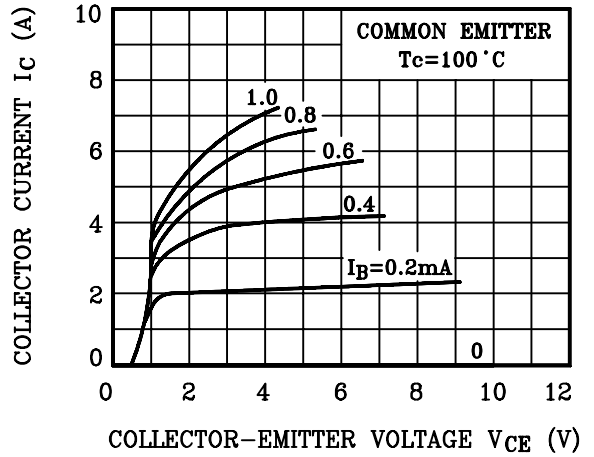
CHARACTERISTIC	SYMBOL	TEST CONDITION	MIN.	TYP.	MAX.	UNIT	
Collector Cut-off Current	I_{CBO}	$V_{CB}=100\text{V}$, $I_E=0$	-	-	100	μA	
Emitter Cut-off Current	I_{EBO}	$V_{EB}=5\text{V}$, $I_C=0$	-	-	3.0	mA	
Collector-Emitter Breakdown Voltage	$V_{(BR)CEO}$	$I_C=50\text{mA}$, $I_B=0$	100	-	-	V	
DC Current Gain	$h_{FE(1)}$	$V_{CE}=3\text{V}$, $I_C=3\text{A}$	2000	-	15000		
	$h_{FE(2)}$	$V_{CE}=3\text{V}$, $I_C=7\text{A}$	1000	-	-		
Collector-Emitter Saturation Voltage	$V_{CE(\text{sat})(1)}$	$I_C=3\text{A}$, $I_B=6\text{mA}$	-	0.9	1.5	V	
	$V_{CE(\text{sat})(2)}$	$I_C=7\text{A}$, $I_B=14\text{mA}$	-	1.2	2.0		
Base-Emitter Saturation Voltage	$V_{BE(\text{sat})}$	$I_C=3\text{A}$, $I_B=6\text{mA}$	-	1.5	2.5	V	
Switching Time	Turn-on Time	t_{on}			-	0.8	μS
	Storage Time	t_{stg}			-	3.0	
	Fall Time	t_f			-	2.5	

KTD1415

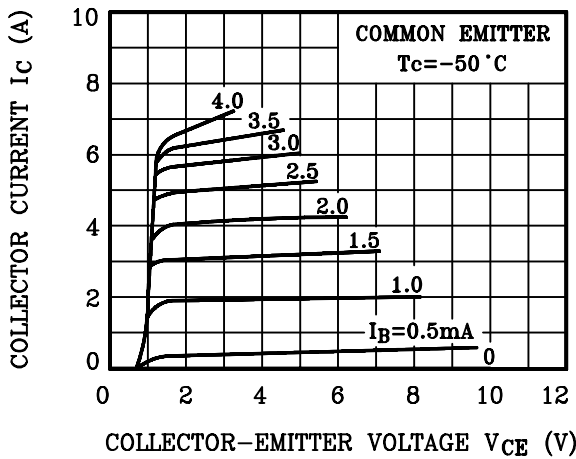
$I_C - V_{CE}$



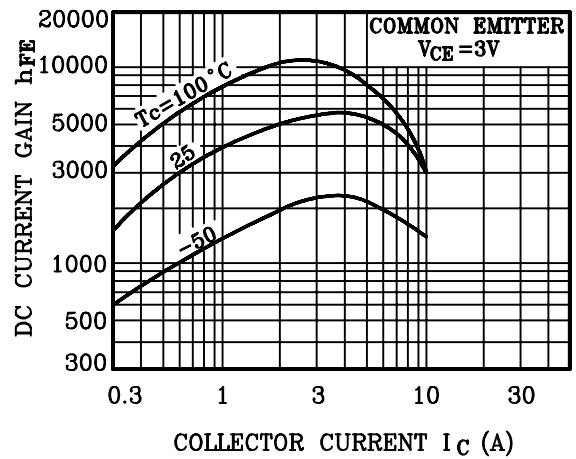
$I_C - V_{CE}$



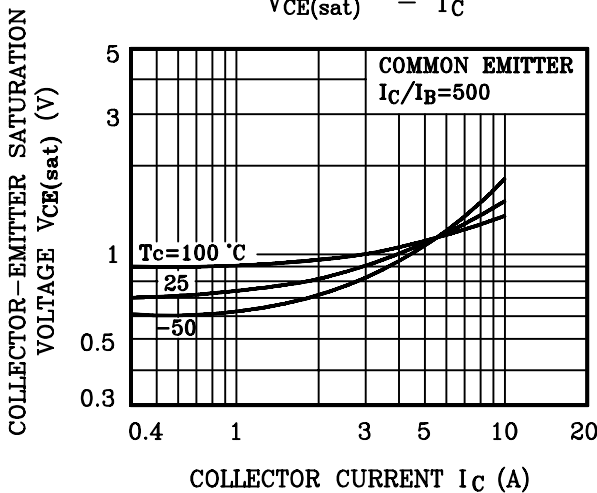
$I_C - V_{CE}$



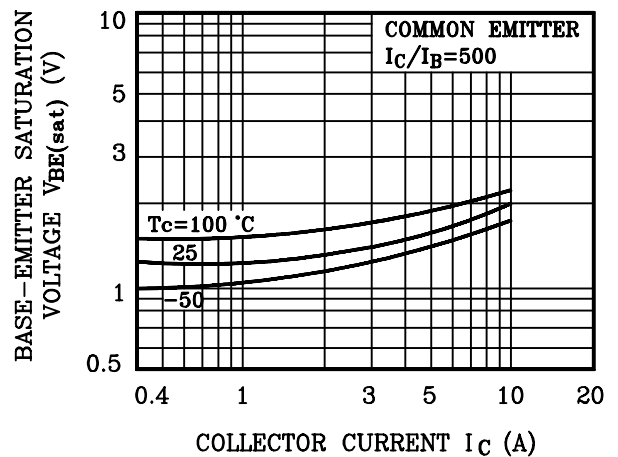
$h_{FE} - I_C$



$V_{CE(sat)} - I_C$



$V_{BE(sat)} - I_C$



KTD1415

