

TOSHIBA FIELD EFFECT TRANSISTOR SILICON P CHANNEL JUNCTION TYPE

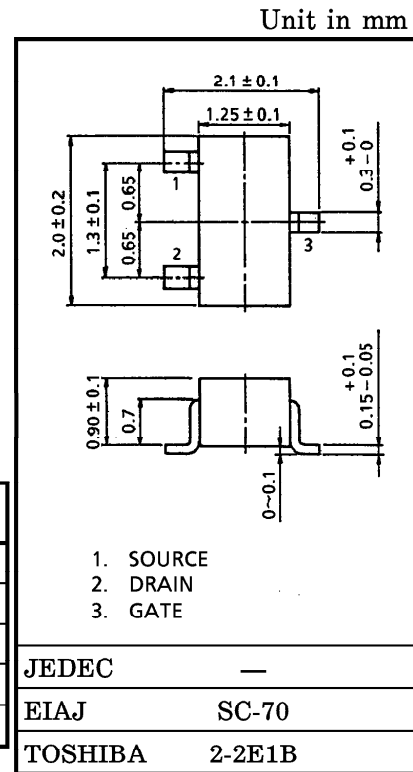
2SJ144

- AUDIO FREQUENCY AMPLIFIER APPLICATIONS
- ANALOG SWITCH APPLICATIONS
- CONSTANT CURRENT APPLICATIONS
- IMPEDANCE CONVERTER APPLICATIONS

- High Breakdown Voltage : $V_{GDS} = 50V$ (Min.)
- High Input Impedance : $I_{GSS} = 1.0nA$ (Max.) ($V_{GS} = 30V$)
- Low $R_{DS(ON)}$: $R_{DS(ON)} = 270\Omega$ (Typ.)
($I_{DSS} = -5mA$)
- Small Package

MAXIMUM RATINGS ($T_a = 25^\circ C$)

CHARACTERISTIC	SYMBOL	RATING	UNIT
Gate-Drain Voltage	V_{GDS}	50	V
Gate Current	I_G	-10	mA
Drain Power Dissipation	P_D	100	mW
Junction Temperature	T_j	125	$^\circ C$
Storage Temperature Range	T_{stg}	-55~125	$^\circ C$



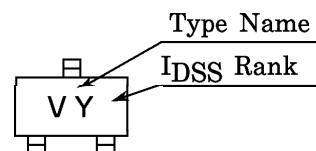
ELECTRICAL CHARACTERISTICS ($T_a = 25^\circ C$)

Weight : 0.006g

CHARACTERISTIC	SYMBOL	TEST CONDITION	MIN.	TYP.	MAX.	UNIT
Gate Cut-off Current	I_{GSS}	$V_{GS} = 30V, V_{DS} = 0$	—	—	1.0	nA
Gate-Drain Breakdown Voltage	$V_{(BR)GDS}$	$V_{DS} = 0, I_G = 100\mu A$	50	—	—	V
Drain Current	I_{DSS} (Note)	$V_{DS} = -10V, V_{GS} = 0$	-1.2	—	-14	mA
Gate-Source Cut-off Voltage	$V_{GS(OFF)}$	$V_{DS} = -10V, I_D = -0.1\mu A$	0.3	—	6.0	V
Forward Transfer Admittance	$ Y_{fs} $	$V_{DS} = -10V, V_{GS} = 0, f = 1kHz$	1.0	4.0	—	mS
Drain-Source On Resistance	$R_{DS(ON)}$	$V_{DS} = -10mV, V_{GS} = 0$ $I_{DSS} = -5mA$	—	270	—	Ω
Input Capacitance	C_{iss}	$V_{DS} = -10V, V_{GS} = 0, f = 1MHz$	—	18	—	pF
Reverse Transfer Capacitance	C_{rss}	$V_{DG} = -10V, I_D = 0, f = 1MHz$	—	3.6	—	pF

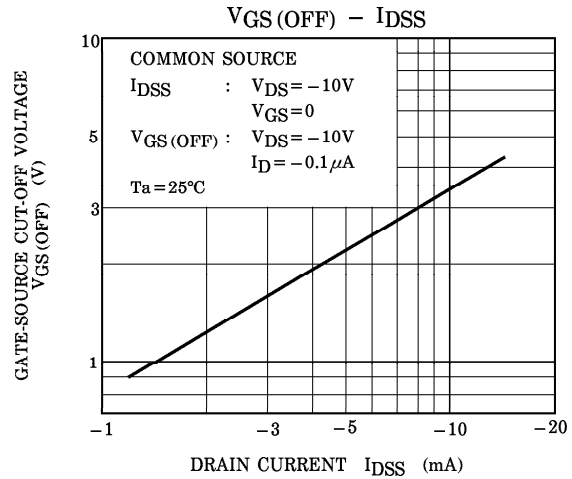
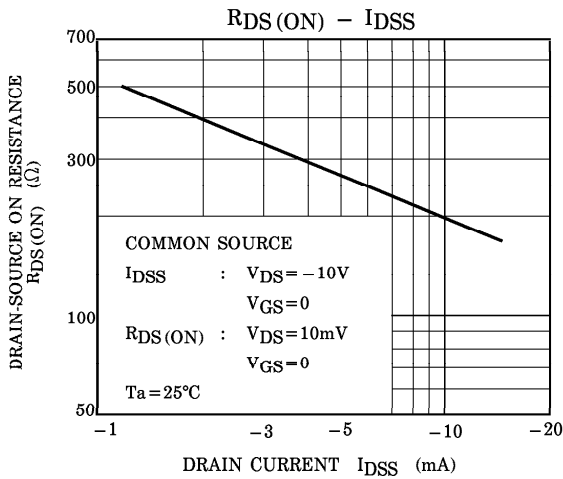
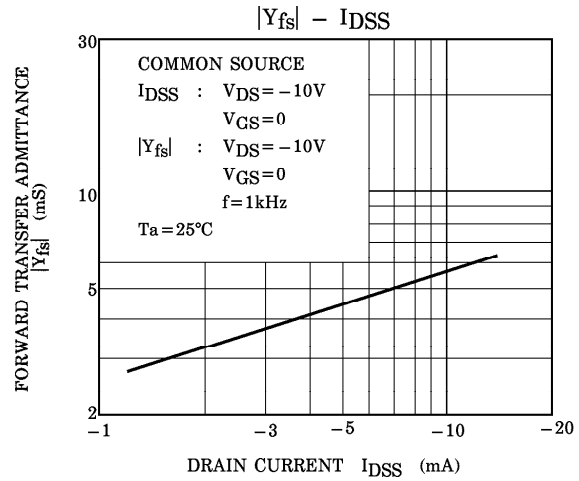
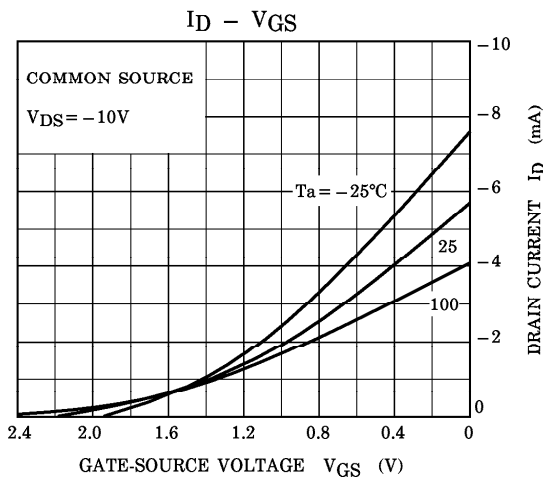
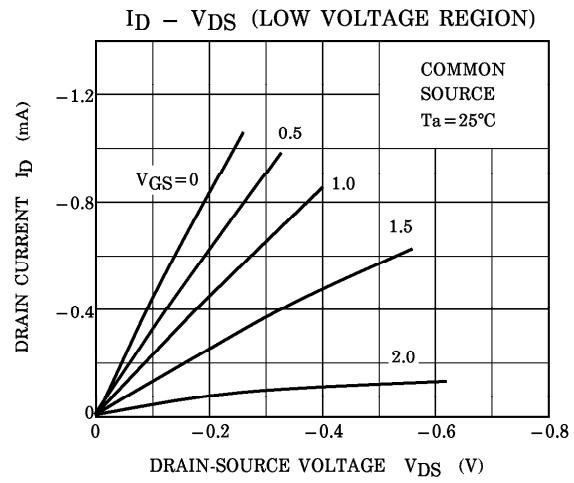
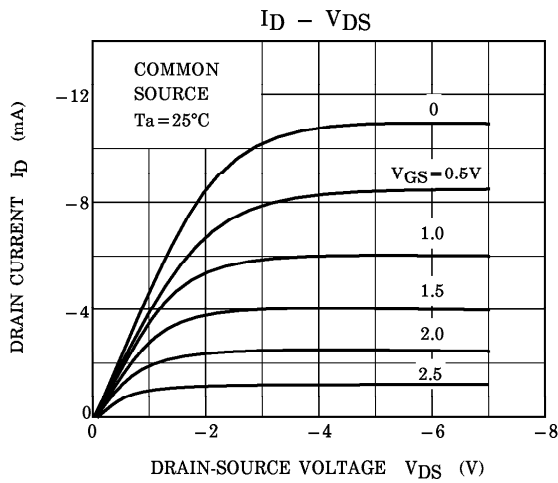
Note : I_{DSS} Classification
 Y : -1.2~-3.0mA, GR (G) : -2.6~-6.5mA
 BL (L) : -6~-14mA

Marking



961001EAA2

● TOSHIBA is continually working to improve the quality and the reliability of its products. Nevertheless, semiconductor devices in general can malfunction or fail due to their inherent electrical sensitivity and vulnerability to physical stress. It is the responsibility of the buyer, when utilizing TOSHIBA products, to observe standards of safety, and to avoid situations in which a malfunction or failure of a TOSHIBA product could cause loss of human life, bodily injury or damage to property. In developing your designs, please ensure that TOSHIBA products are used within specified operating ranges as set forth in the most recent products specifications. Also, please keep in mind the precautions and conditions set forth in the TOSHIBA Semiconductor Reliability Handbook.



961001EAA2'

● The information contained herein is presented only as a guide for the applications of our products. No responsibility is assumed by TOSHIBA CORPORATION for any infringements of intellectual property or other rights of the third parties which may result from its use. No license is granted by implication or otherwise under any intellectual property or other rights of TOSHIBA CORPORATION or others.
 ● The information contained herein is subject to change without notice.

